

**TURNING  
TOOL  
HOLDERS**





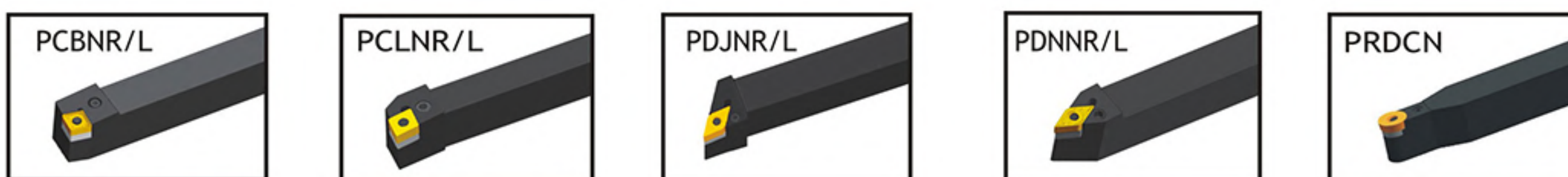
产品预览 Product Guide	P01 - P06
外圆端面车刀型号说明 Codes System - External Turning Tool Holders	P07 - P08
M型 外圆车刀 M TYPE EXTERNAL TURNING TOOL HOLDERS	P09~P20
P型 外圆车刀 P TYPE EXTERNAL TURNING TOOL HOLDERS	P21~P28
S型 外圆车刀 S TYPE EXTERNAL TURNING TOOL HOLDERS	P29~P40
C型 外圆车刀 C TYPE EXTERNAL TURNING TOOL HOLDERS	P41~P44
D型 外圆车刀 D TYPE EXTERNAL TURNING TOOL HOLDERS	P45~P52
W型 外圆车刀 W TYPE EXTERNAL TURNING TOOL HOLDERS	P53~P54
内孔车刀型号说明 Codes System - Internal Turning Tool Holders	P55
M型 内孔车刀 M TYPE INTERNAL TURNING TOOL HOLDERS	P56~P63
P型 内孔车刀 P TYPE INTERNAL TURNING TOOL HOLDERS	P64~P66
S型 内孔车刀 S TYPE INTERNAL TURNING TOOL HOLDERS	P67~P76
S型 钨钢抗震刀杆 S TYPE INTERNAL TURNING TOOL HOLDERS	P77~P79
螺纹车刀型号说明 Codes System - Threading Tool Holders	P80
外螺纹车刀 EXTERNAL THREADING TOOLS	P81
内螺纹车刀 INTERNAL THREADING TOOLS	P82
切断切槽刀型号说明 Codes System - Grooving Tool Holders	P83
切断切槽刀 PARTING GROOVING TURNING TOOLS	P84~P95



## M类 复合压紧式 Double Clamping




## P类 杠杆压紧式 Lever Clamping








## S类 螺钉压紧式 Screw on

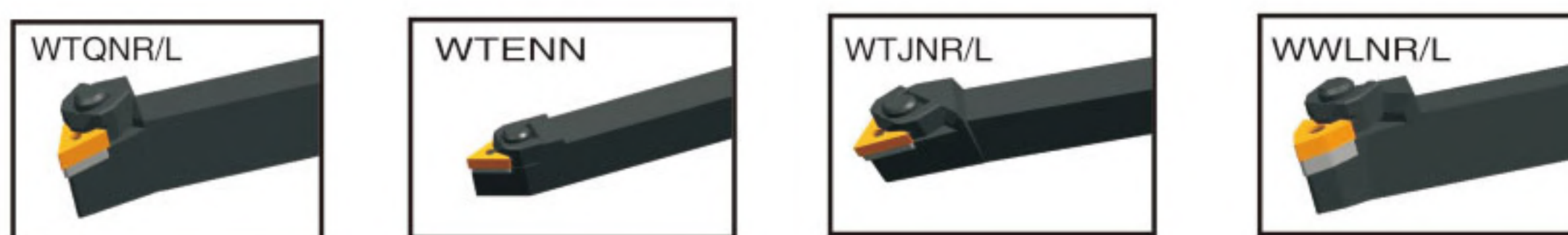




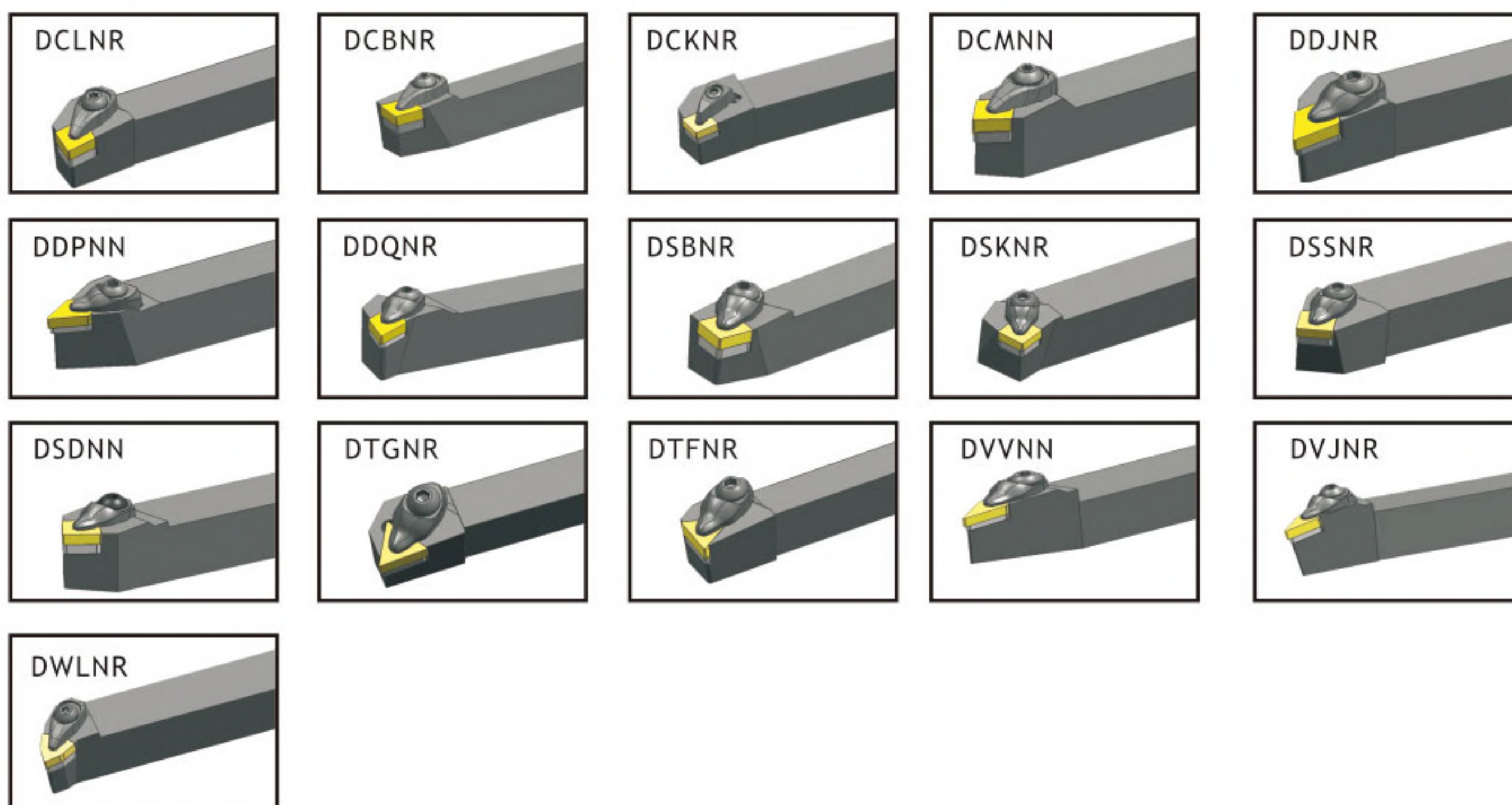
## C类 压板压紧式 C Clamping



## W型压紧式 W Clamping




## D型 压紧式 D Clamping





## Internal Turning Tool Holders

### ■ M类 复合压紧式 Double Clamping



### ■ P类 杠杆压紧式 Lever Clamping






## S类 螺钉压紧式 Screw Clamping

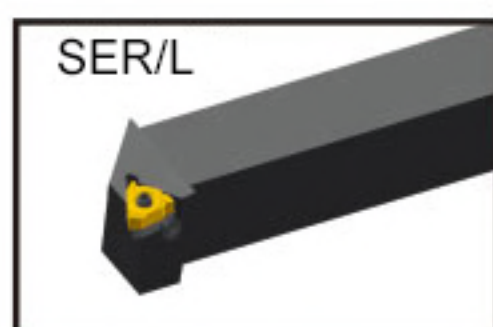


## S类 钨钢内孔刀杆 Carbdie Internal Turning Tool Holders



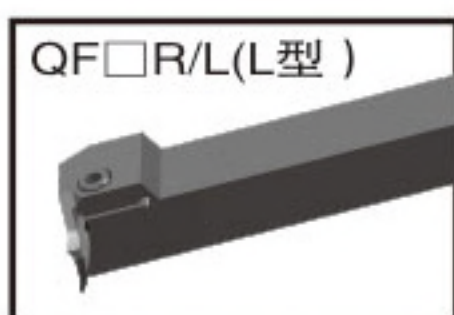
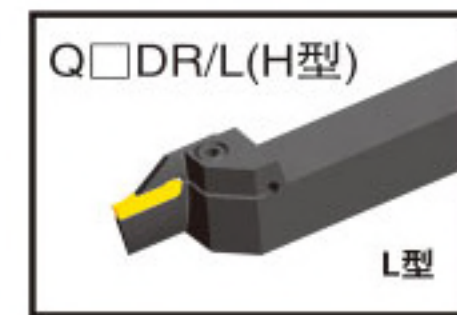
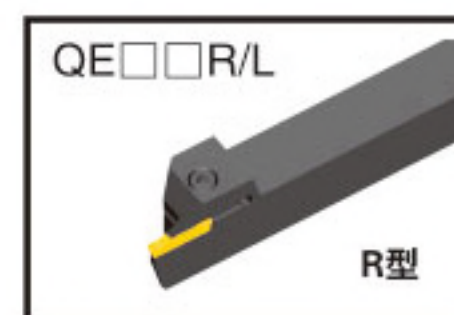
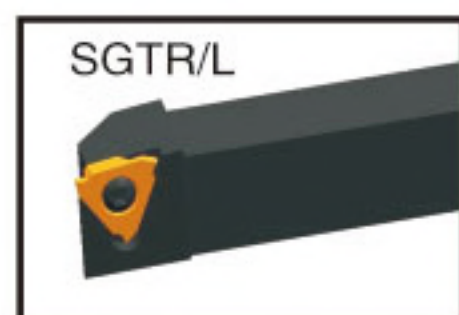
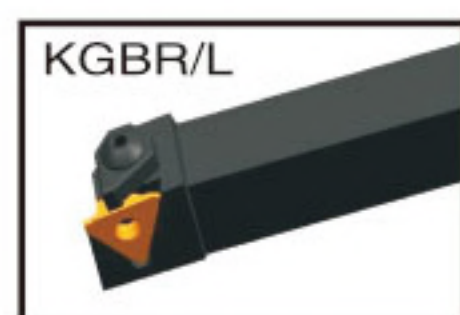
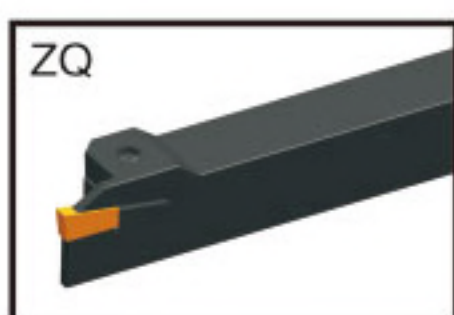




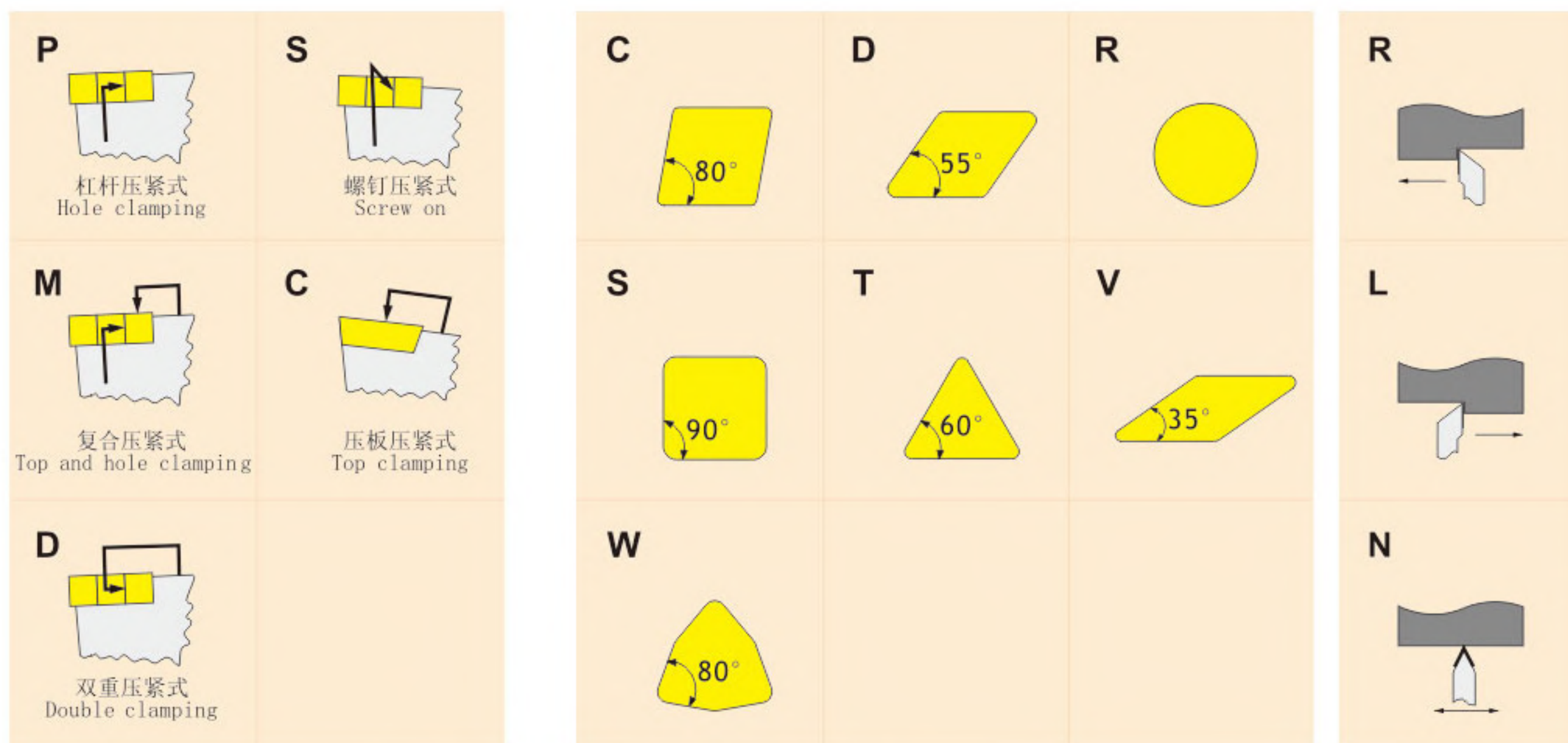
## Threading Tool Holders



## Grooving Tool Holders







## 1. 压紧方式 Clamping system

范例 Example

**M**

**C**

**L**

**N**

**R**

## 2. 刀片形状 Insert shape

## 5. 切削方向 Cutting direction

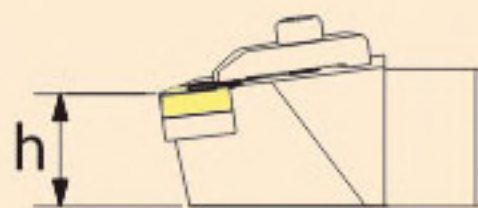
## 3. 刀具形式与主偏角 Holder style and leading angle

## 4. 刀片后角 Insert clearance angle

<b>A</b> 	<b>B</b> 	<b>C</b> 	<b>D</b> 	<b>E</b> 	<b>F</b> 	<b>N</b> 0°
<b>H</b> 	<b>G</b> 	<b>J</b> 	<b>K</b> 	<b>L</b> 	<b>M</b> 	<b>B</b> 5°
<b>N</b> 	<b>O</b> 	<b>P</b> 	<b>Q</b> 	<b>R</b> 	<b>S</b> 	<b>C</b> 7°
<b>T</b> 	<b>U</b> 	<b>V</b> 	<b>W</b> 	<b>X</b> 		<b>P</b> 11°
						<b>D</b> 15°
						<b>E</b> 20°



记号 Symbol	高度/mm Height/mm
12	12
16	16
20	20
25	25
32	32
40	40
50	50



只标注到整数 例:h=8mm,标为08  
Integers to be preceded by 0  
eg:h=8 indicated by 08

记号 Symbol	高度/mm Height/mm
12	12
16	16
20	20
25	25
32	32
40	40
50	50



例:b=8mm,标为08  
Integers to be preceded by 0  
eg:b=8 indicated by 08

6.刀尖高度 Height

7.刀体宽度 Shank width

25

25

M

12

8.刀具长度  
Tool length

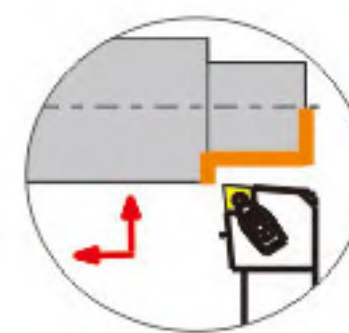
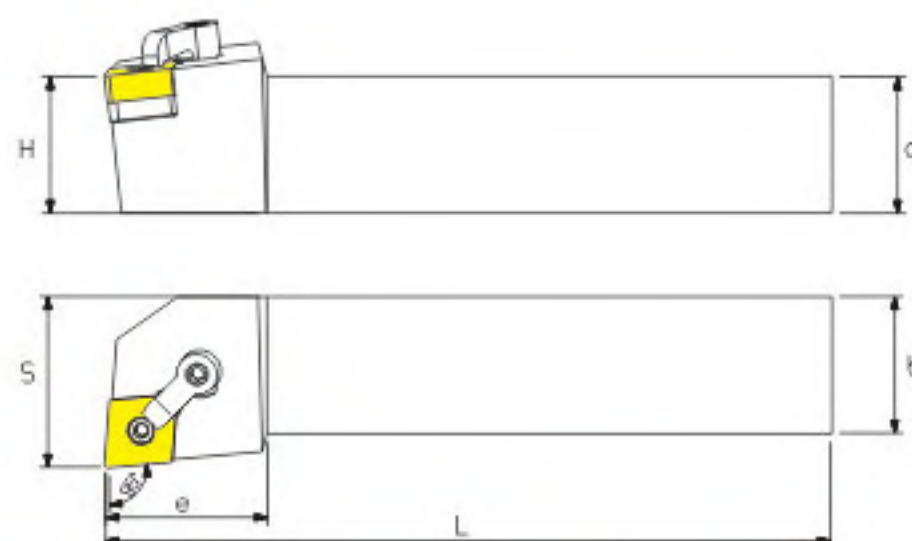
9.切削刃长 Cutting edge length

代号 Code	长度 Length	代号 Code	长度 Length
D	60	Q	180
E	70	R	200
F	80	S	250
G	90	T	300
H	100	U	350
K	125	V	400
M	150	W	450
P	170		

刀片形状 Insert Shape	C	D	R	S	T	V	W
内接圆 Inscribed Circle							
切削刃长度 Cutting Edge Length							
5.556					09		
6.350	06	07			11		
9.525	09	11	09	09	16	16	
12.700	12	15	12	12	22	22	
15.875	16	19	15	15	27		
19.050	19		19	19	33		
25.400	25		25	25	44		

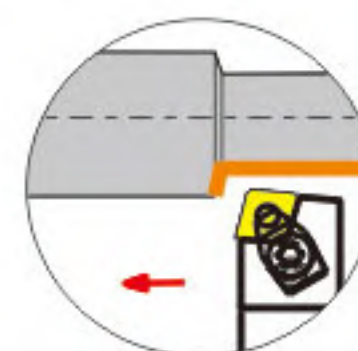
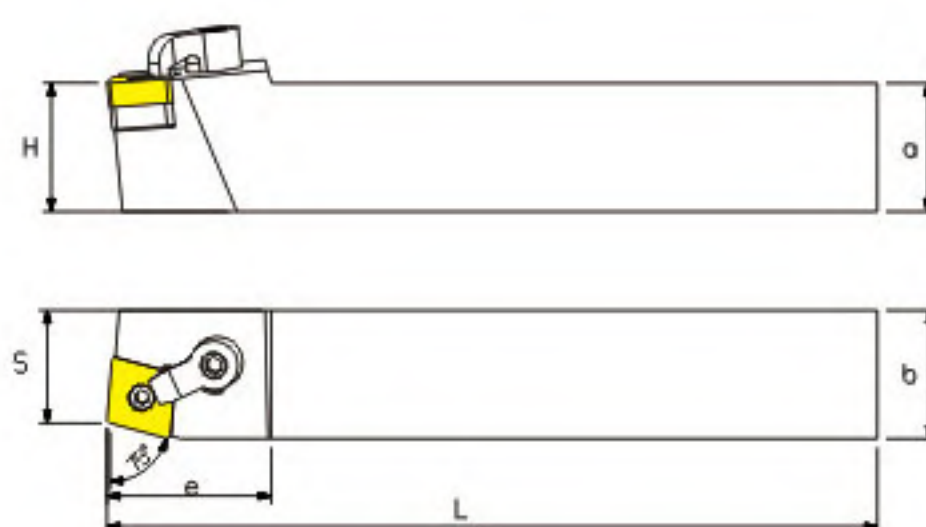


## MCLNR/L



Codes		Dimension(mm)							Insert	Clamp Screw	Shim	Wrench	Clamp	Clamp Stud	
		Stock 库存		a	b	L	h	s	e						
		R	L												
MCLNR/L	1616H12			16	16	100	16	21	30	CN □□ 1204□□	WS061025	MC1204	S3	MCL1814	MSP617
	2020K12			20	20	125	20	25	28						
	2525M12			25	25	150	25	32	32						
	3225P12			32	25	170	32	32	32		WS061030				
	3232P12			32	32	170	32	39	32	CN□□ 1606□□	WS061030	MC1604	S3	MCL2114	MSP821
	2525M16			25	25	150	25	32	38						
	3225P16			32	25	170	32	33	38						
	3232P16			32	32	170	32	40	38						
	3232P19			32	32	170	32	40	43	CN□□ 1906□□	WS081030	MC1904	S4	MCL2217	MSP1021
	4040R19			40	40	200	40	50	43						

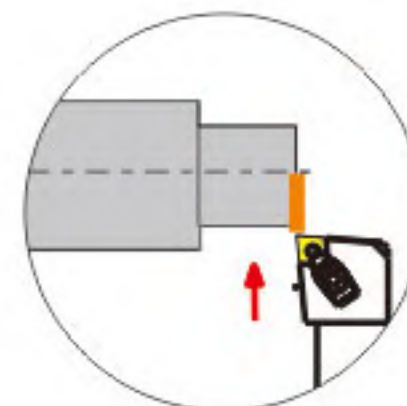
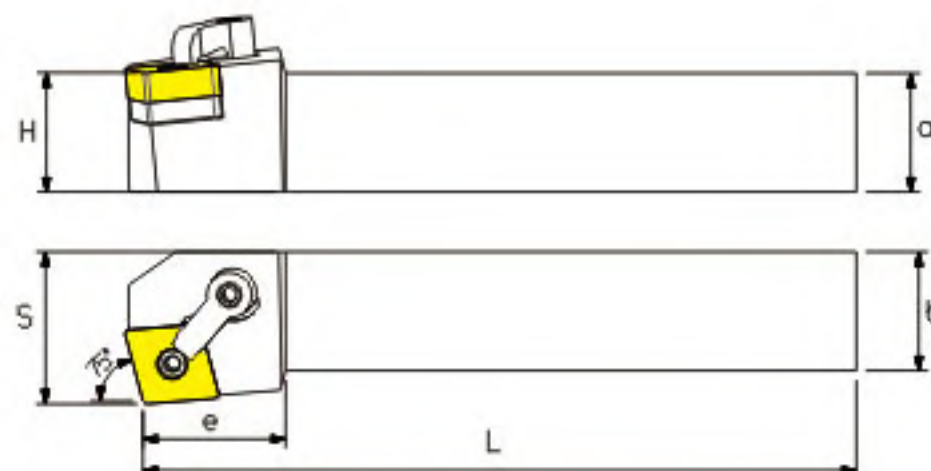
## MCBNR/L



Codes		Dimension(mm)								Insert	Clamp Screw	Shim	Wrench	Clamp	Clamp Stud
		Stock 库存		a	b	L	h	s	e						
		R	L												
MCBNR/L	2020K12			20	20	125	20	17	32	CN□□ 1204□□	WS061025	MC1204	S3	MCL1814	MSP617
	2525M12			25	25	150	25	22	32		WS061030				
	3225P12			32	25	170	32	22	32						
	2525M16			25	25	150	25	22	36						
	3225P16			32	25	170	32	22	35	CN□□ 1606□□	WS061030	MC1604	S3	MCL2114	MSP821
	3232P16			32	32	170	32	27	35						
	3232P19			32	32	170	32	27	40						
	4040R19			40	40	200	40	35	40		WS081030				

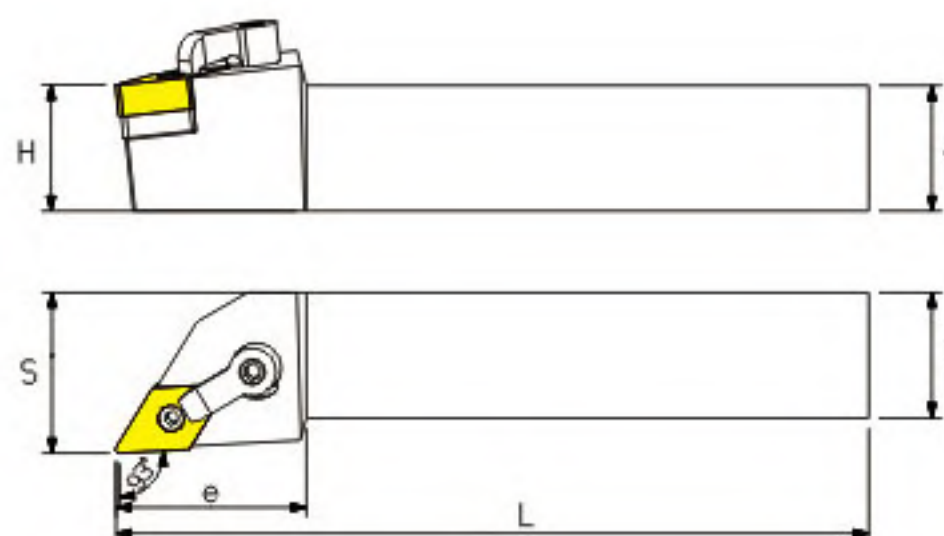


## MCKNR/L



Codes		Dimension(mm)						Accessories Insert	Clamp	Shim	Wrench	Clamp	Clamp Stud
		a	b	L	h	s	e						
MCKNR/L	2020K12	20	20	125	20	25	28	CN□□ 1204□□	WS061025	MC1204	S3	MCL1814	MSP617
	2525M12	25	25	150	25	32	28		WS061030				
	3225P12	32	25	170	32	32	28						
	2525M16	25	25	150	25	32	30	CN□□ 1606□□	WS061030	MC1604	S3	MCL2114	MSP821
	3225P16	32	25	170	32	32	30						
	3232P16	32	32	170	32	38	30						
	3232P19	32	32	170	32	40	36	CN□□ 1906□□	WS081030	MC1904	S4	MCL2217	MSP1021
	4040R19	40	40	200	40	48	36						

## MDJNR/L

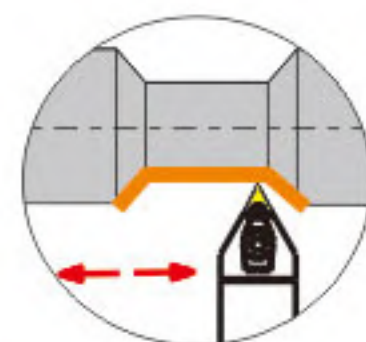
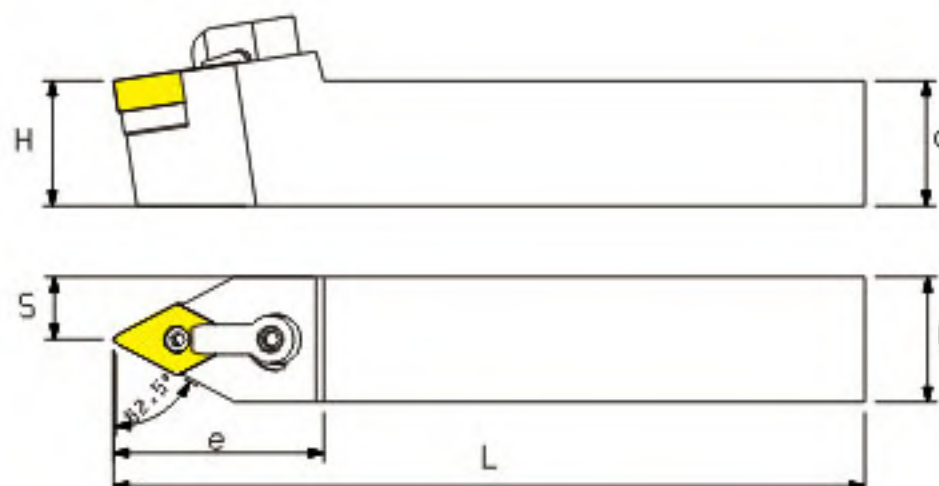


Codes		Dimension(mm)						Accessories Insert	Clamp Screw	Shim	Wrench	Clamp	Clamp Stud
		a	b	L	h	s	e						
MDJNR/L	1616H11	16	16	100	16	20	30	DN□□ 1104□□	WS061025	MD1103	S2 S3	MCL1814	MSP513
	2020K11	20	20	125	20	25	32		WS061030				
	2525M11	25	25	150	25	32	32						
	3225P11	32	25	170	32	32	32						
	2020K1504/06	20	20	125	20	25	36	DN□□ 1504□□ DN□□ 1506□□	WS061025	MD1504	S3	MCL2114	04:MSP617 06:MSP619
	2525M1504/06	25	25	150	25	32	38		WS061030				
	3225P1504/06	32	25	170	32	32	38						
	3232P1504/06	32	32	170	32	40	38						
	4040R15	40	40	200	40	48	40	DN□□ 1506□□					



## MDPNN

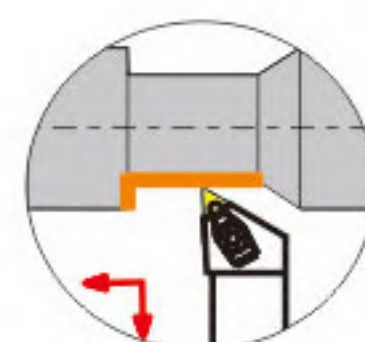
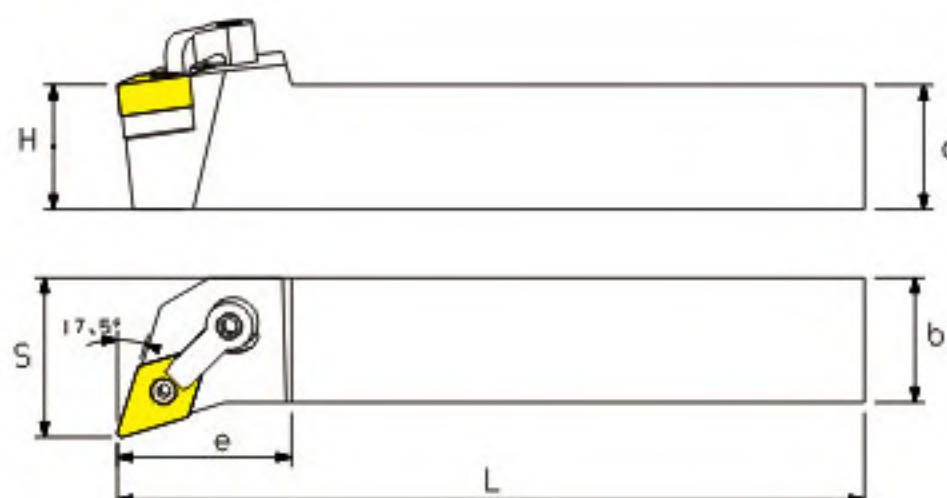
62°30'



Codes		Dimension(mm)						Accessories Insert 	Clamp 	Shim 	Wrench 	Clamp 	Clamp Stud 
		a	b	L	h	s	e						
MDPNN	1616H11	16	16	100	16	8	35	DN□□ 1104□□	WS061025	MD 1103	S2 S3	MCL1814	MSP513
	2020K11	20	20	125	20	10	34		WS061030				
	2525M11	25	25	150	25	12.5	36						
	3225P11	32	25	170	32	12.5	35						
	2020K1504/06	20	20	125	20	10	42	DN□□ 1504□□ DN□□ 1506□□	WS061025	MD1504	S3	MCL2114	04:MSP617 06:MSP619
	2525M1504/06	25	25	150	25	12.5	42		WS061030				
	3225P1504/06	32	25	170	32	12.5	42						
	3232P1504/06	32	32	170	32	16	42						

## MDQNR/L

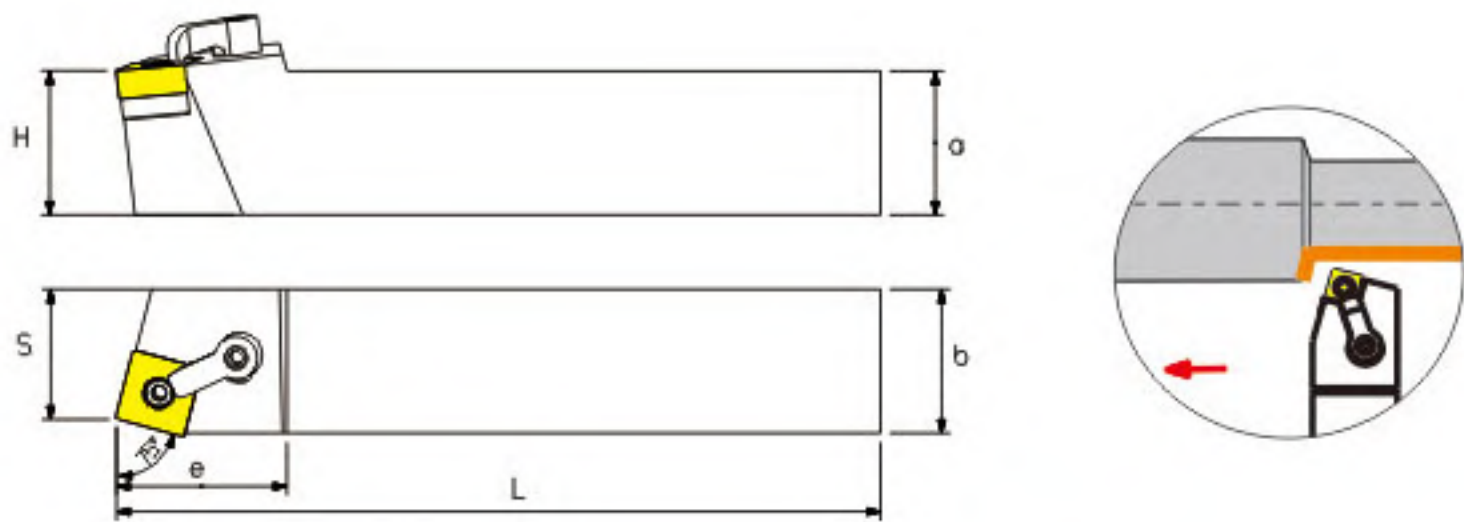
107°30'



Codes		Dimension(mm)						Accessories Insert 	Clamp 	Shim 	Wrench 	Clamp 	Clamp Stud 
		a	b	L	h	s	e						
MDQNR/L	1616H11	16	16	100	16	21	30	DN□□ 1104□□	WS061025	MD 1103	S2 S3	MCL1814	MSP513
	2020K11	20	20	125	20	25	32		WS061030				
	2525M11	25	25	150	25	30	30						
	3225P11	32	25	170	32	30	30						
	2020K1504/06	20	20	125	20	27	36	DN□□ 1504□□ DN□□ 1506□□	WS061025	MD1504	S3	MCL2114	04:MSP617 06:MSP619
	2525M1504/06	25	25	150	25	32	35		WS061030				
	3225P1504/06	32	25	170	32	32	35						
	3232P1504/06	32	32	170	32	40	35						

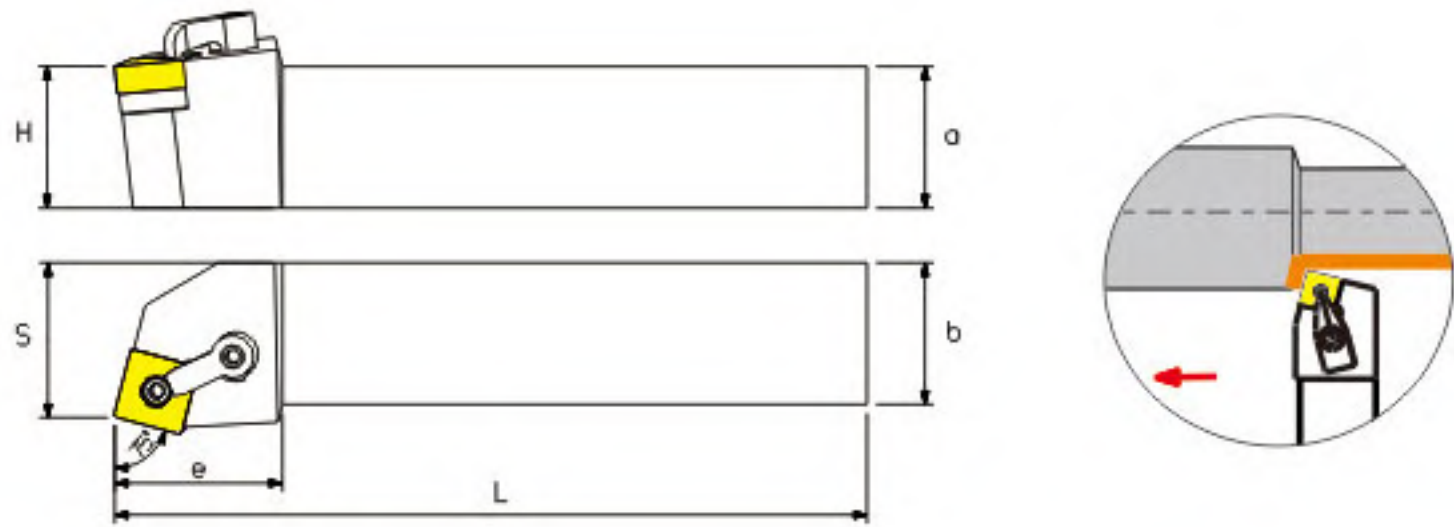


MSBNR/L



Codes		Dimension(mm)							Insert	Clamp Screw	Shim	Wrench	Clamp	Clamp Stud	
		Stock 库存		a	b	L	h	s	e						
		R	L												
MSBNR/L	2020K12			20	20	125	20	17	34	SN□□ 1204□□	WS061025	MS1204	S3	MCL1814	MSP617
	2525M12			25	25	150	25	22	32		WS061030				
	3225P12			32	25	170	32	22	32						
	2525M15			25	25	150	25	22	38	SN□□ 1506□□	WS061030	MS1504	S3	MCL2114	MSP821
	3232P15			32	32	170	32	29	38						
	3232P19			32	32	170	32	27	45	SN□□ 1906□□	WS081030	MS1904	S4	MCL2217	MSP1021
	4040R19			40	40	200	40	35	45						
	4040S25			40	40	250	40	34	60						

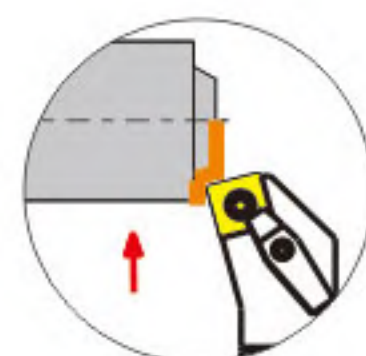
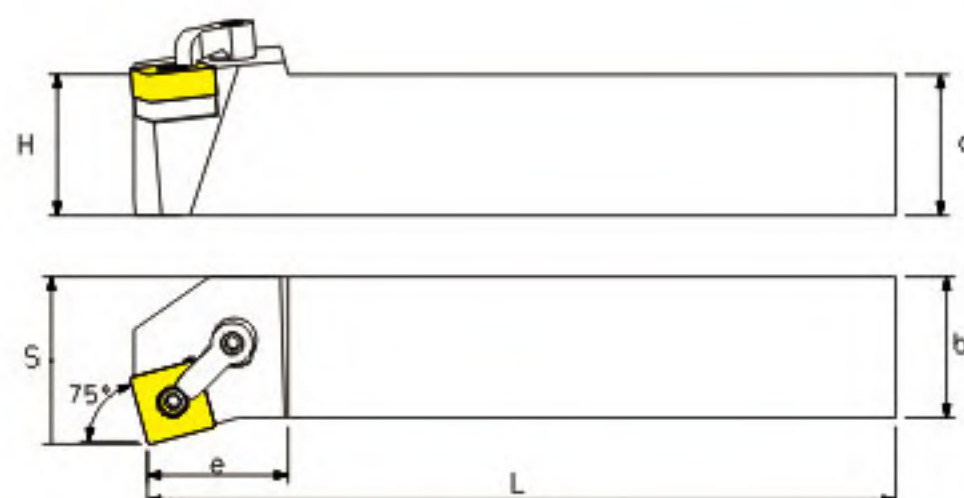
MSRNR/L



Codes		Dimension(mm)								Insert	Clamp Screw	Shim	Wrench	Clamp	Clamp Stud
		Stock 库存		a	b	L	h	s	e						
		R	L												
MSRNR/L	2020K12			20	20	125	20	22	32	SN□□ 1204□□	WS061025	MS1204	S3	MCL1814	MSP617
	2525M12			25	25	150	25	27	32		WS061030				
	3225P12			32	25	170	32	27	32						
	2525M15			25	25	150	25	27	38	SN□□ 1506□□	WS061030	MS1504	S3	MCL2114	MSP821
	3232P15			32	32	170	32	35	38						
	3232P19			32	32	170	32	35	43						
	4040R19			40	40	200	40	43	43	SN□□ 1906□□	WS081030	MS1904	S4	MCL2217	MSP1021
	4040S25			40	40	250	40	43	55	SN□□ 2509□□	WS101035	MS2508	S4, S5	MCL3220	MSP1229

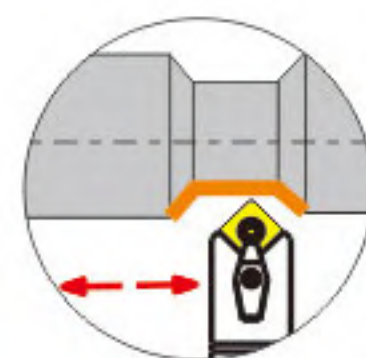
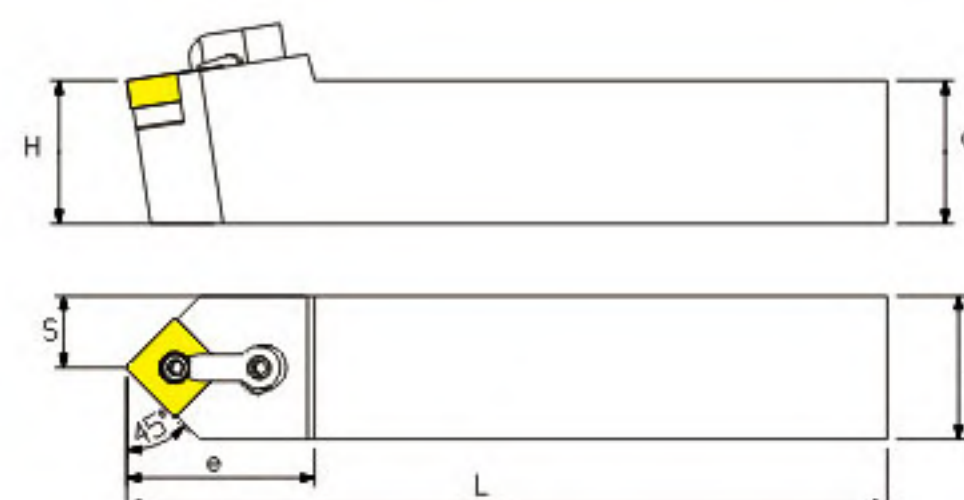



## MSKNR/L



Codes		Dimension(mm)								Insert	Clamp Screw	Shim	Wrench	Clamp	Clamp Stud
		Stock 库存		a	b	L	h	s	e						
		R	L												
MSKNR/L	2020K12			20	20	125	20	25	28	SN□□ 1204□□	WS061025	MS1204	S3	MCL1814	MSP617
	2525M12			25	25	150	25	32	27		WS061030				
	3225P12			32	25	170	32	32	27						
	2525M15			25	25	150	25	32	32	SN□□ 1506□□	WS061030	MS1504	S3	MCL2114	MSP821
	3232P15			32	32	170	32	38	32						
	3232P19			32	32	170	32	38	36						
	4040R19			40	40	200	40	50	40	SN□□ 1906□□	WS081030	MS1904	S4	MCL2217	MSP1021
	4040S25			40	40	250	40	50	45		WS101035				
				40	40	250	40	50	45	SN□□ 2509□□	WS101035	MS2508	S4, S5	MCL3220	MSP1229

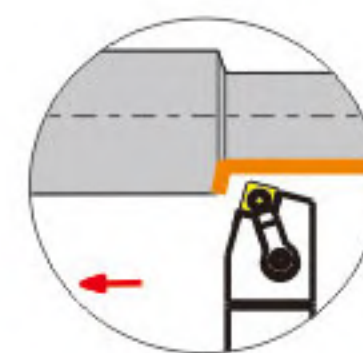
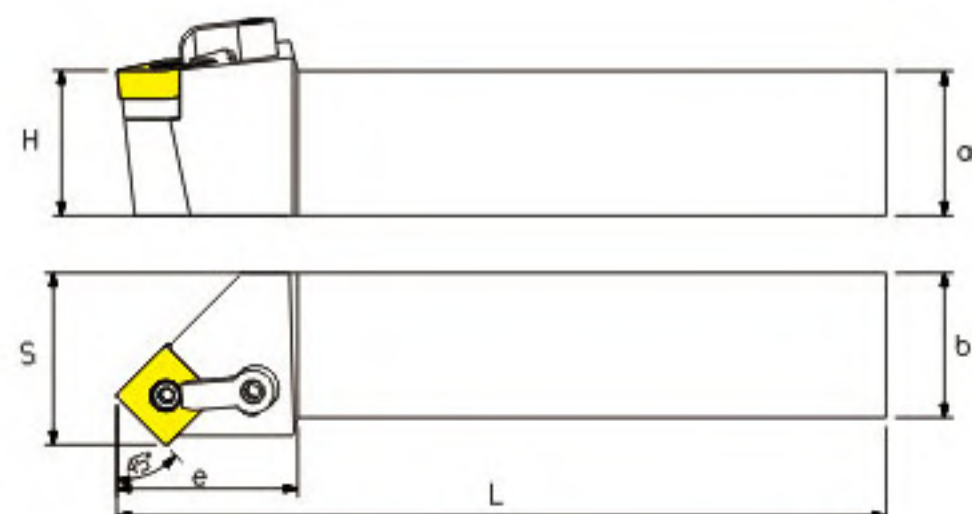
## MSDNN



Codes		Dimension(mm)							Insert	Clamp Screw	Shim	Wrench	Clamp	Clamp Stud
														
		Stock 库存	a	b	L	h	s	e						
MSDNN	2020K12		20	20	125	20	10	34	SN□□ 1204□□	WS061025	MS1204	S3	MCL1814	MSP617
	2525M12		25	25	150	25	12.5	34		WS061030				
	3225P12		32	25	170	32	12.5	34						
	2525M15		25	25	150	25	12.5	42	SN□□ 1506□□	WS061030	MS1504	S3	MCL2114	MSP821
	3232P15		32	32	170	32	16	42						
	3232P19		32	32	170	32	16	45						
	4040R19		40	40	200	40	20	50	SN□□ 1906□□	WS081030	MS1904	S4	MCL2217	MSP1021
	4040S25		40	40	250	40	20	60	SN□□ 2509□□	WS101035	MS2508	S4, S5	MCL3220	MSP1229

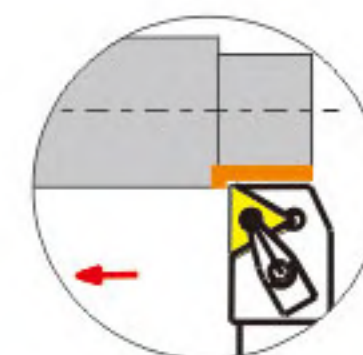
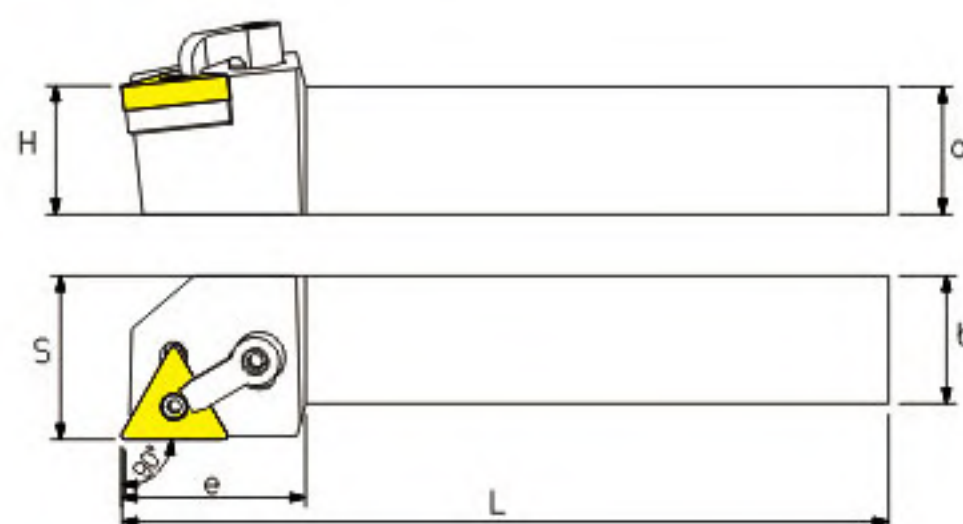








## MSSNR/L



Codes		Dimension(mm)								Insert	Clamp Screw	Shim	Wrench	Clamp	Clamp Stud
		Stock	库存	a	b	L	h	s	e						
MSSNR/L	2020K12			20	20	125	20	25	36	SN□□ 1204□□	WS061025	MS1204	S3	MCL1814	MSP617
	2525M12			25	25	150	25	30	36		WS061030				
	3225P12			32	25	170	32	30	33						
	3232P12			32	32	170	32	38	35						
	2525M15			25	25	150	25	30	40	SN□□ 1506□□	WS061030	MS1504	S3	MCL2114	MSP821
	3232P15			32	32	170	32	38	40						
	3232P19			32	32	170	32	38	45	SN□□ 1906□□	WS 081030	MS 1904	S4	MCL2217	MSP1021
	4040R19			40	40	200	40	46	45						
	4040S25			40	40	250	40	50	60	SN□□ 2509□□	WS101035	MS2508	S4, S5	MCL3220	MSP1229

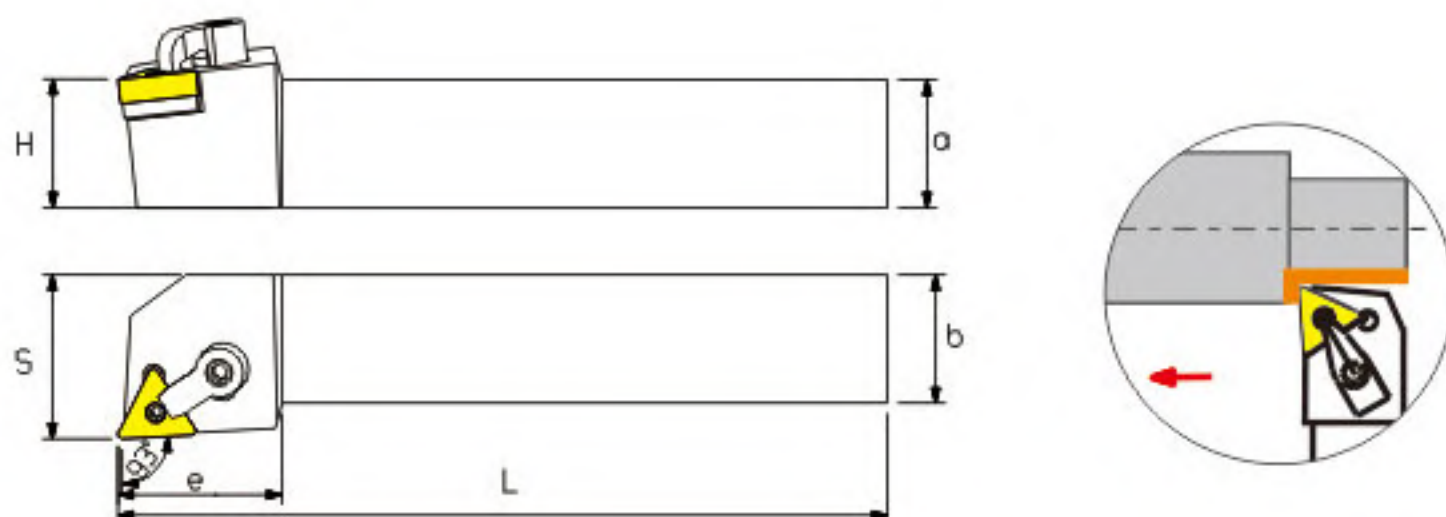
## MTGNR/L









Codes		Dimension(mm)							Insert	Clamp Screw	Shim	Wrench	Clamp	Clamp Stud	
		Stock 库存		a	b	L	h	s	e						
		R	L												
MTGNR/L	2020K16			20	20	125	20	25	32	TN□□ 1604□□	WS061025	MT1603	S2, S3	MCL1814	MSP513
	2525M16			25	25	150	25	32	30		WS061030				
	3225P16			32	25	170	32	32	30						
	2525M22			25	25	150	25	32	36	TN□□ 2204□□	WS061030	MT2204	S3	MCL2114	MSP617
	3225P22			32	25	170	32	32	36						
	3232P22			32	32	170	32	38	36						

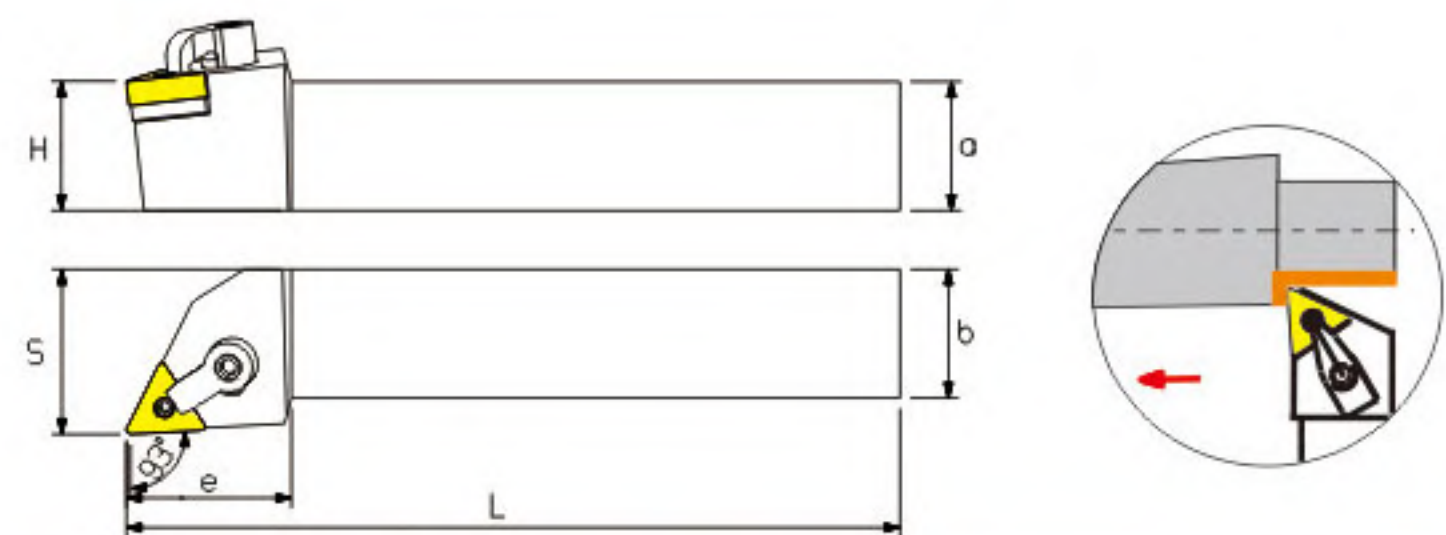








## MTJNR/L



Codes		Dimension(mm)							Insert	Clamp Screw	Shim	Wrench	Clamp	Clamp Stud		
		Stock 库存		a	b	L	h	s	e							
		R	L													
MTJNR/L	1616H16			16	16	100	16	20	28	TN□□ 1604□□	WS061025	MT1603	S2, S3	MCL1814	MSP513	
	2020K16			20	20	125	20	25	32		WS061030					
	2525M16			25	25	150	25	32	32							
	3225P16			32	25	170	32	32	32							
	3232P16			32	32	170	32	32	32	TN□□ 2204□□	WS061030	MT2204	S3	MCL2114	MSP617	
	2525M22			25	25	150	25	32	36							
	3225P22			32	25	170	32	32	36							
	3232P22			32	32	170	32	38	36							

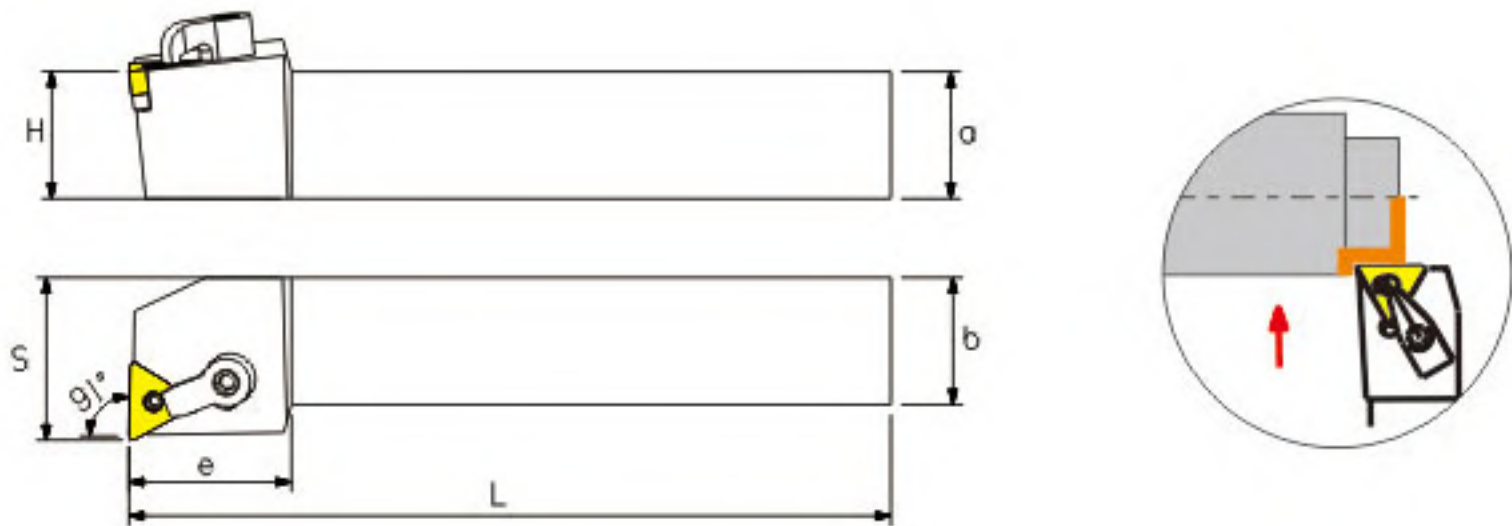
## MTJNR/L(B)









Codes		Dimension(mm)							Insert	Clamp Screw	Shim	Wrench	Clamp	Clamp Stud	
		Stock 库存		a	b	L	h	s	e						
		R	L												
MTJNR/L	1616H16B			16	16	100	16	20	28	TN□□ 1604□□	WS061025	MT1603	S2, S3	MCL1814	MSP513
	2020K16B			20	20	125	20	25	32		WS061030				
	2525M16B			25	25	150	25	32	32						
	3225P16B			32	25	170	32	32	32						
	3232P16B			32	32	170	32	32	32						
	2525M22B			25	25	150	25	32	36	TN□□ 2204□□	WS061030	MT2204	S3	MCL2114	MSP617
	3225P22B			32	25	170	32	32	36						
	3232P22B			32	32	170	32	38	36						

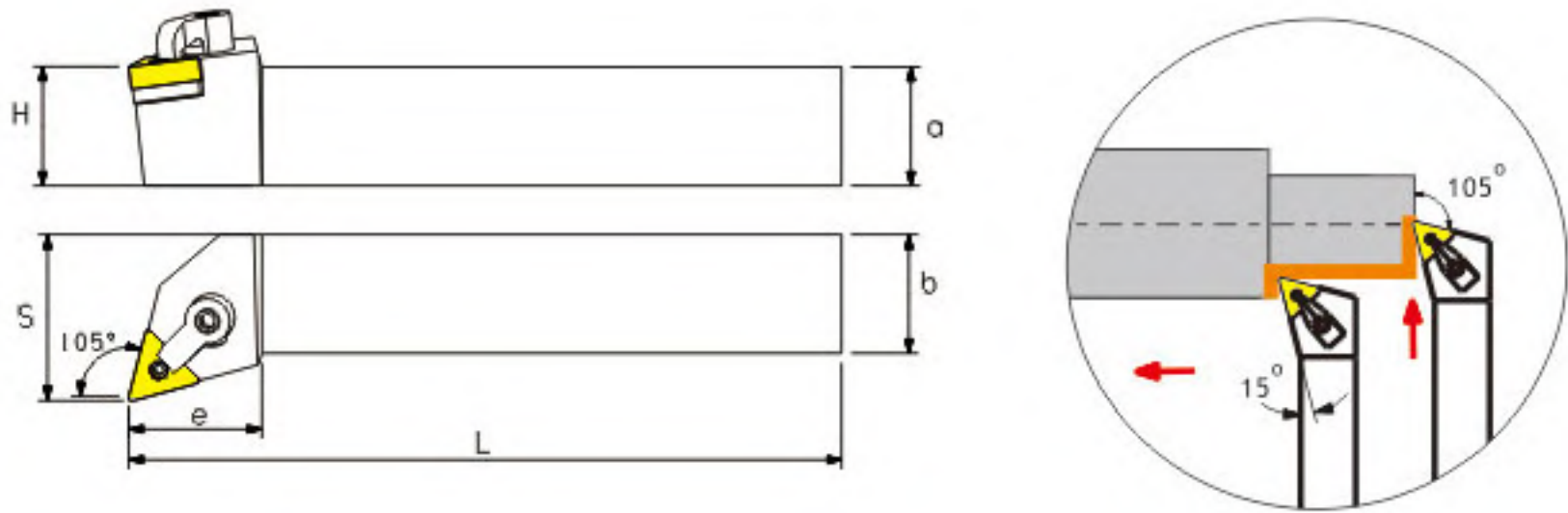









MTFNR/L



Codes		Dimension(mm)							Insert	Clamp Screw	Shim	Wrench	Clamp	Clamp Stud	
		Stock 库存		a	b	L	h	s	e						
		R	L												
MTFNR/L	1616H16			16	16	100	16	21	28	TN□□ 1604□□	WS061025	MT1603	S2, S3	MCL1814	MSP513
	2020K16			20	20	125	20	25	30						
	2525M16			25	25	150	25	32	32						
	3225P16			32	25	170	32	32	32						
	3232P16			32	32	170	32	38	32						
	2525M22			25	25	150	25	32	36	TN□□ 2204□□	WS061030	MT2204	S3	MCL2114	MSP617
	3225P22			32	25	170	32	32	36						
	3232P22			32	32	170	32	38	36						

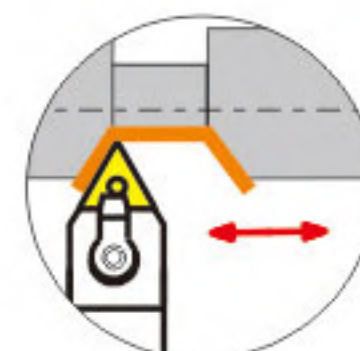
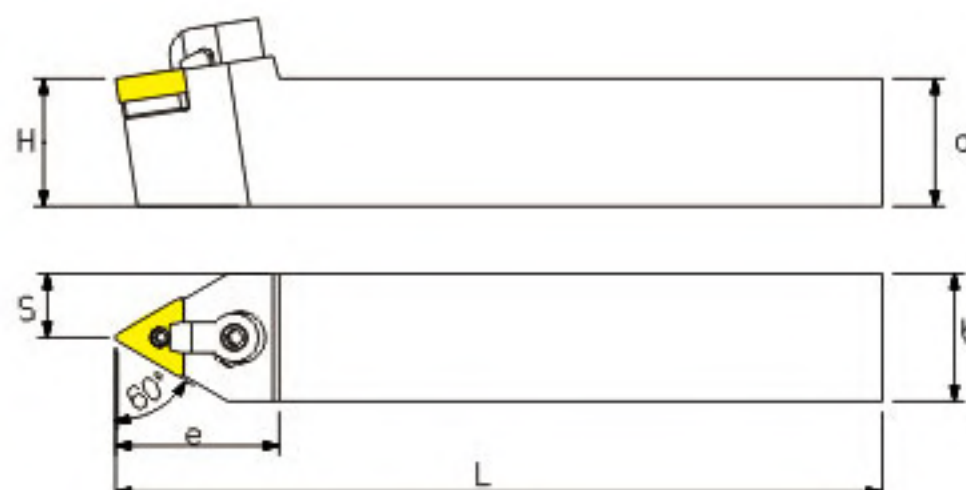
MTQNR/L









Codes		Dimension(mm)							Insert	Clamp Screw	Shim	Wrench	Clamp	Clamp Stud	
		Stock 库存		a	b	L	h	s	e						
		R	L												
MTQNR/L	2020K16			20	20	125	20	29	25	TN□□ 1604□□	WS061025	MT1603	S2, S3	MCL1814	MSP513
	2525M16			25	25	150	25	35	28		WS061030				
	3225P16			32	25	170	32	35	25						
	2525M22			25	25	150	25	38	36	TN□□ 2204□□	WS061030	MT2204	S3	MCL2114	MSP617
	3232P22			32	32	170	32	46	36						

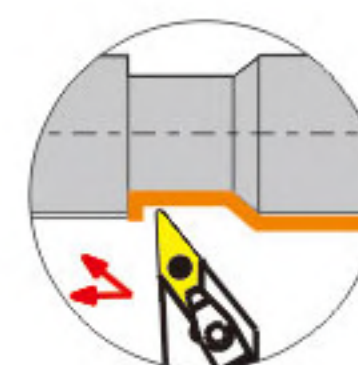
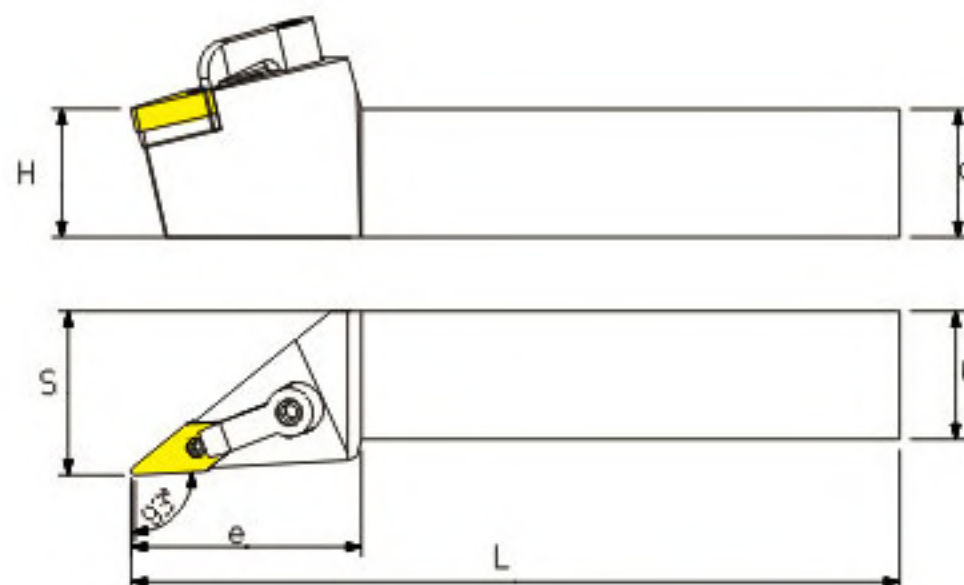


## MTENN



Codes		Dimension(mm)							Insert	Clamp Screw	Shim	Wrench	Clamp	Clamp Stud	
		Stock 库存		a	b	L	h	s	e						
MTENN	1616H16			16	16	100	16	8	32	TN□□ 1604□□	WS061025	MT1603	S2 S3	MCL1814	MSP513
	2020K16			20	20	125	20	10	34						
	2525M16			25	25	150	25	12.5	32						
	3232P16			32	32	170	32	16	32		WS061030				

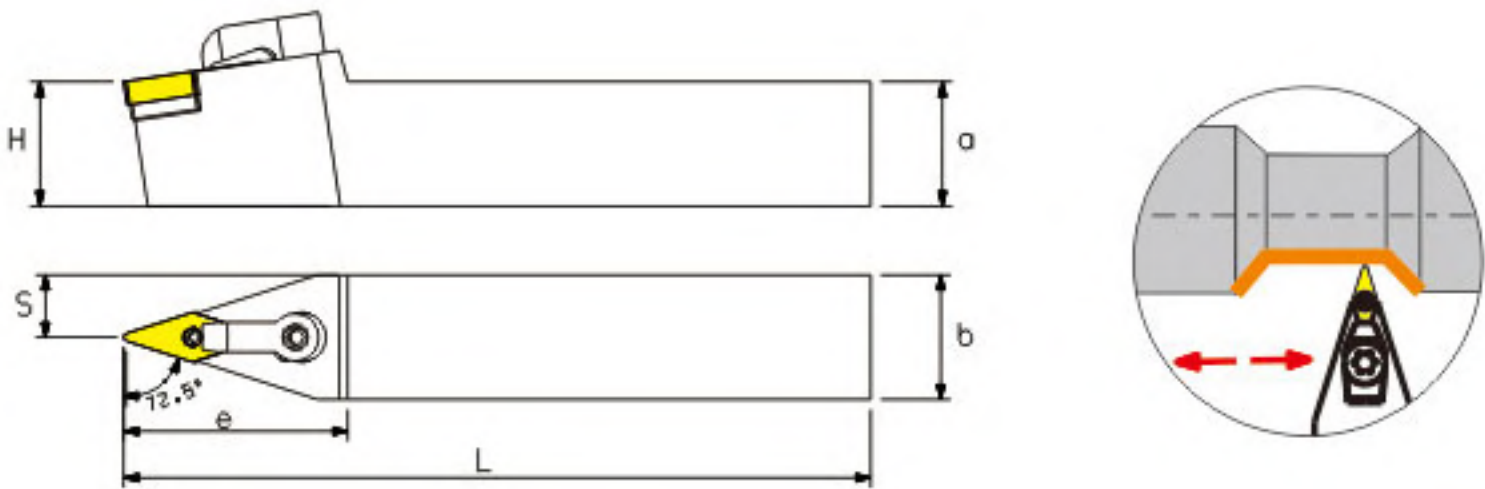
## MVJNR/L








Codes		Dimension(mm)								Insert	Clamp Screw	Shim	Wrench	Clamp	Clamp Stud
		Stock 库存		a	b	L	h	s	e						
		R	L												
MVJNR/L	1616H16			16	16	100	16	22	43						
	2020K16			20	20	125	20	26	45						
	2525M16			25	25	150	25	32	45						
	3225P16			32	25	170	32	32	45						
	3232P16			32	32	170	32	40	45						

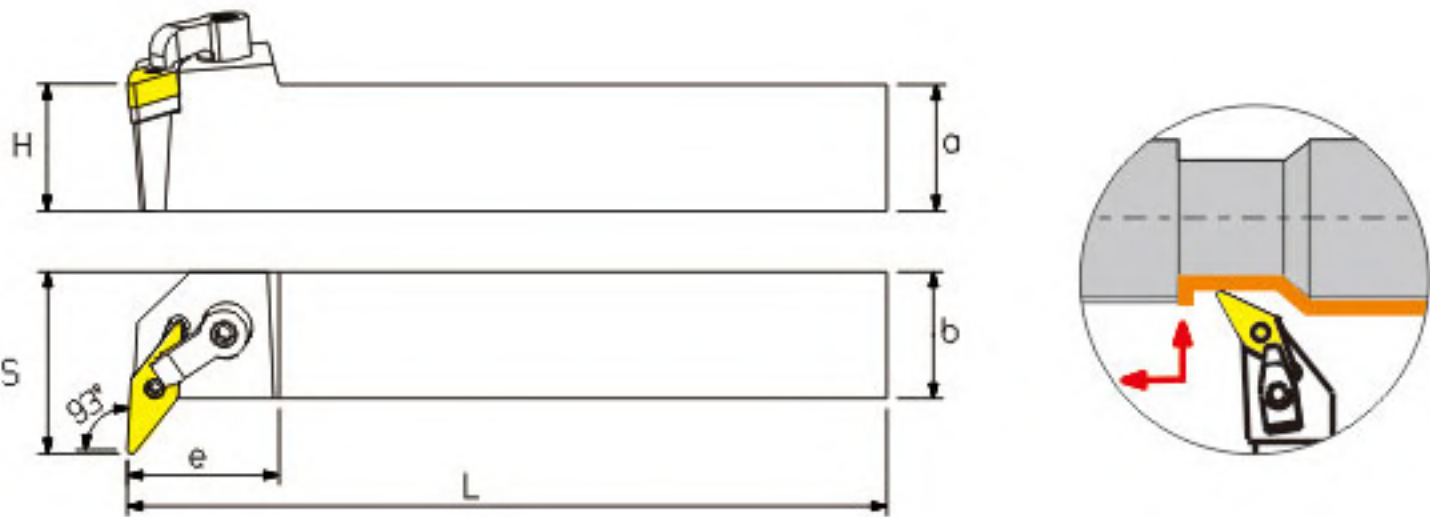








MVVNN



Codes		Dimension(mm)							Insert	Clamp Screw	Shim	Wrench	Clamp	Clamp Stud
		Stock 库存	a	b	L	h	s	e						
MVVNN	2020K16		20	20	125	20	10	45	VN□□ 1604□□ 只装株钻刀片	WS061025	MV1603	S2 S3	MCL2414	MSP513
	2525M16		25	25	150	25	12.5	45		WS061030				
	3225P16		32	25	170	32	12.5	45						
	3232P16		32	32	170	32	16	45						

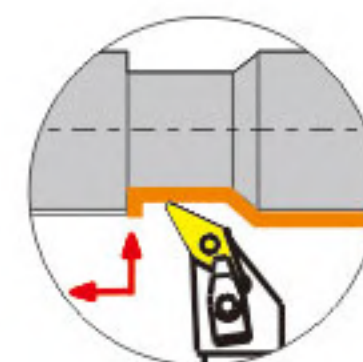
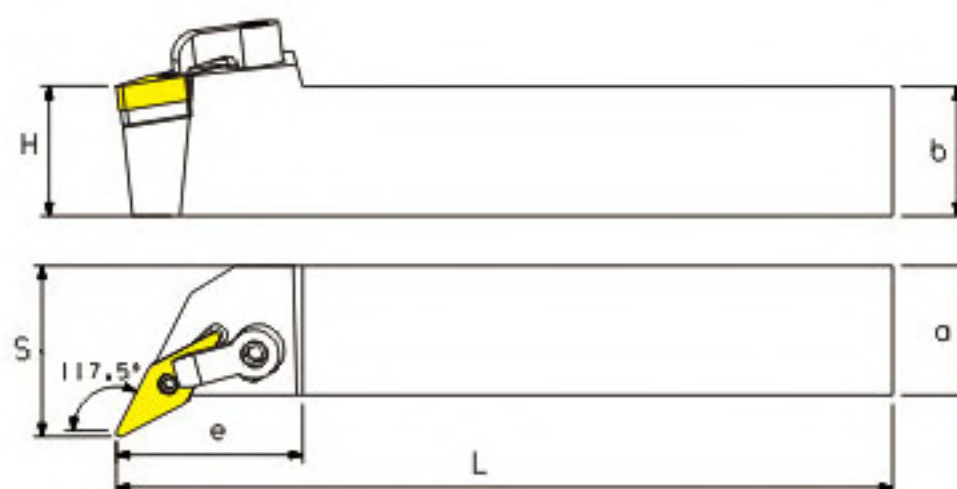
MVUNR/L



Codes		Dimension(mm)							Insert	Clamp Screw	Shim	Wrench	Clamp	Clamp Stud	
		Stock 库存		a	b	L	h	s	e						
		R	L												
MVUNR/L	1616H16			16	16	100	16	20	45	VN□□ 1604□□ 只装株钻刀片	WS061025	MV1603	S2 S3	MCL2114	MSP513
	2020K16			20	20	125	20	25	45		WS061030				
	2525M16			25	25	150	25	32	45						
	3225P16			32	25	170	32	32	45						
	3232P16			32	32	170	32	40	45						

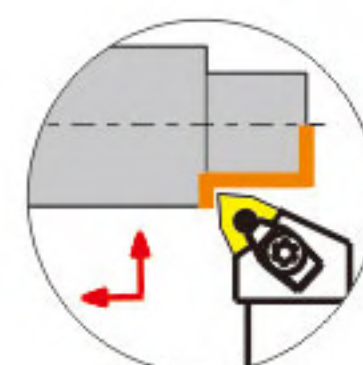
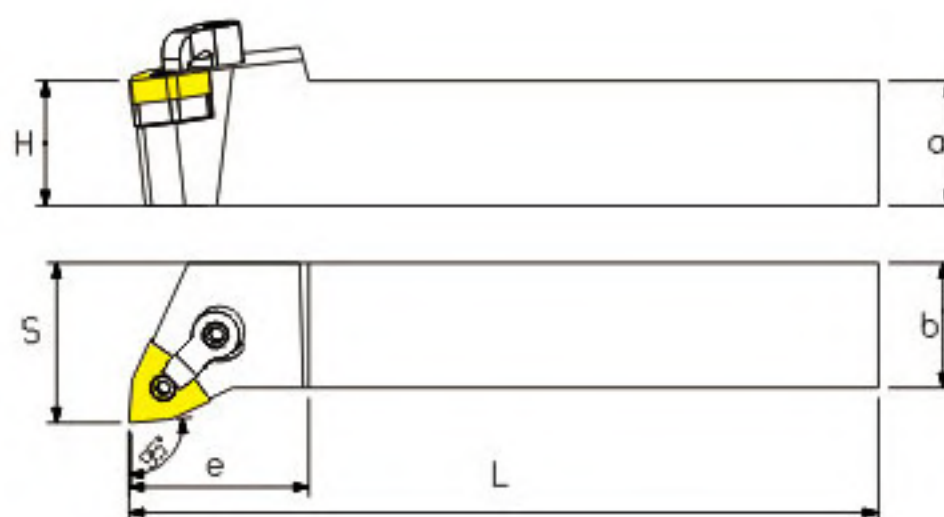








## MVQNR/L



Codes		Dimension(mm)								Insert	Clamp Screw	Shim	Wrench	Clamp	Clamp Stud
		Stock 库存		a	b	L	h	s	e						
		R	L												
MVQNR/L	1616H16			16	16	100	16	24	36	VN□□ 1604□□ 只装株钻刀片	WS061025	MV1603	S2 S3	MCL2114	MSP513
	2020K16			20	20	125	20	27	36						
	2525M16			25	25	150	25	33	36						
	3225P16			32	25	170	32	33	36		WS061030				
	3232P16			32	32	170	32	40	36						

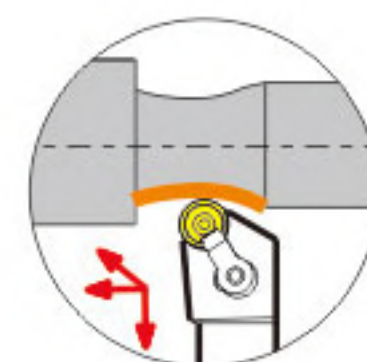
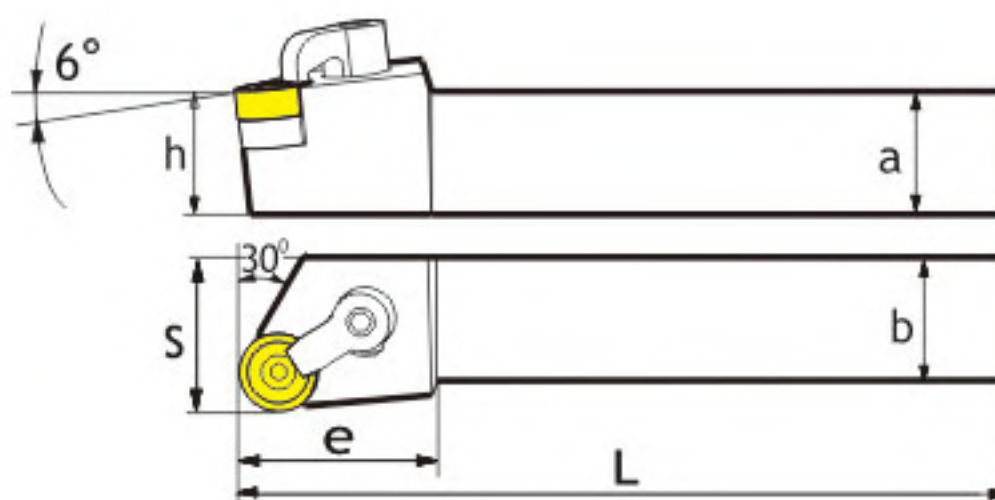
## MWLNR/L









Codes		Dimension(mm)								Insert	Clamp Screw	Shim	Wrench	Clamp	Clamp Stud
		Stock 库存		a	b	L	h	s	e						
		R	L												
MWLNR/L	2020K06			20	20	125	20	25	28	WN□□ 0604□□	WS061025	MW0603	S2	MCL1814	MSP513
	2525M06			25	25	150	25	32	30		WS061030		S3		
	2020K08			20	20	125	20	26	28	WN□□ 0804□□	WS061025	MW0804	S3		
	2525M08			25	25	150	25	32	35						
	3225P08			32	25	170	32	32	35		WS061030				
	3232P08			32	32	170	32	40	35						

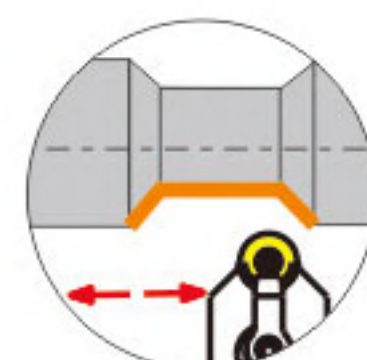
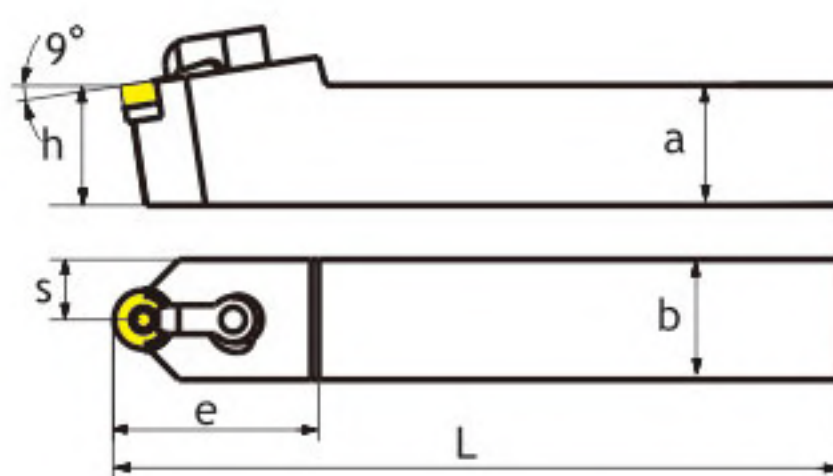






## MRGNR



Codes		Dimension(mm)							Insert	Clamp Screw	Shim	Wrench	Clamp	Clamp Stud	
		Stock 库存		a	b	L	h	s	e						
		R	L												
MRGNR/L	2020K12			20	20	125	20	25	28	RN□□ 1204□□	WS061025	MR1204	S3	MCL1814	MSP617
	2525M12			25	25	150	25	32	32		WS061030				
	3225P12			32	25	170	32	32	32						
	3232P12			32	32	170	32	39	32						

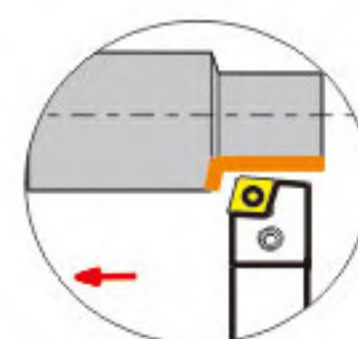
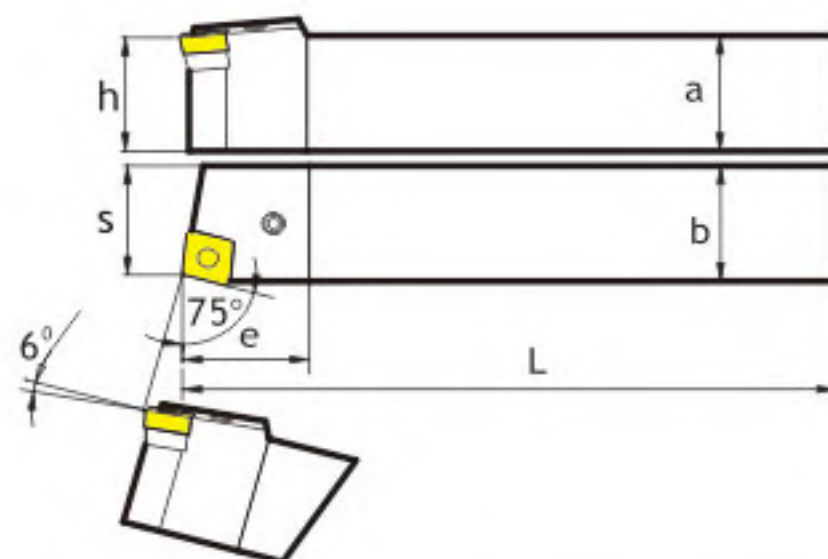
## MRDNN



Codes		Dimension(mm)							Insert	Clamp Screw	Shim	Wrench	Clamp	Clamp Stud
		Stock 库存	a	b	L	h	s	e						
MRDNN	2020K12		20	20	125	20	10	30	RN□□ 1204□□	WS061025	MR1204	S3	MCL1814	MSP617
	2525M12		25	25	150	25	12.5	32		WS061030				
	3225P12		32	25	170	32	12.5	30						
	3232P12		32	32	170	32	16	30						

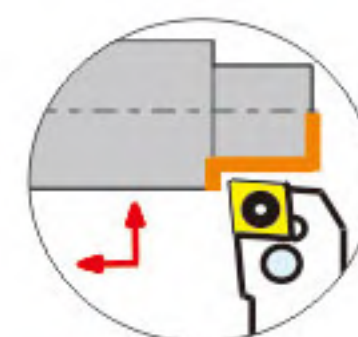
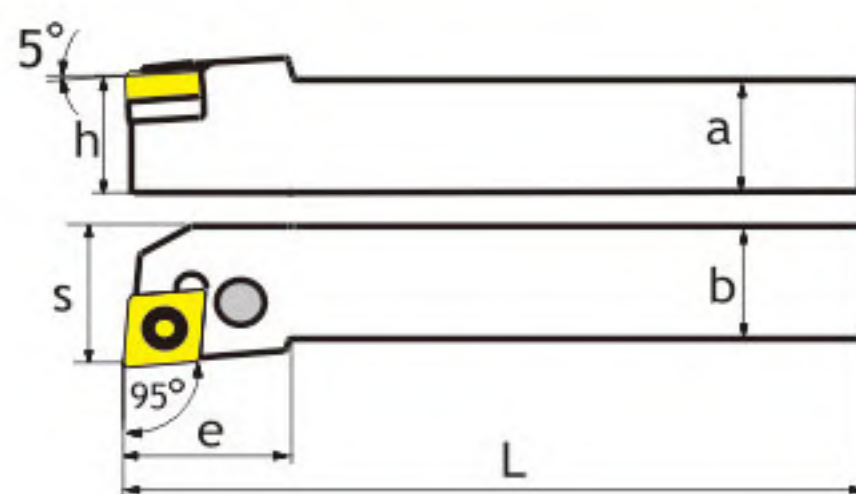








## PCBNR/L



Codes		Dimension(mm)								Insert	Screw	Shim	Wrench	Lever	Shim Pin
		Stock 库存		a	b	L	h	s	e						
		R	L												
PCBNR/L	2020K12			20	20	125	20	17	30	CN□□ 1204□□	VHX0821	PC12318	S3	LV4	SP4
	2525M12			25	25	150	25	22	26						
	3232P12			32	32	170	32	29	27						
	2525M16			25	25	150	25	22	32	CN□□ 1606□□	VHX0825	PC16476	S3	LV5	SP5
	3232P16			32	32	170	32	27	33						
	3232P19			32	32	170	32	27	38	CN□□ 1906□□	VHX1027	PC19476	S4	LV6	SP6
	4040S19			40	40	250	40	35	38						
	4040S2507			40	40	250	40	37	50	CN□□ 2507□□	VHX1236	PC476	S5	LV8	SP8
	4040S2509			40	40	250	40	37	50	CN□□ 2509□□					

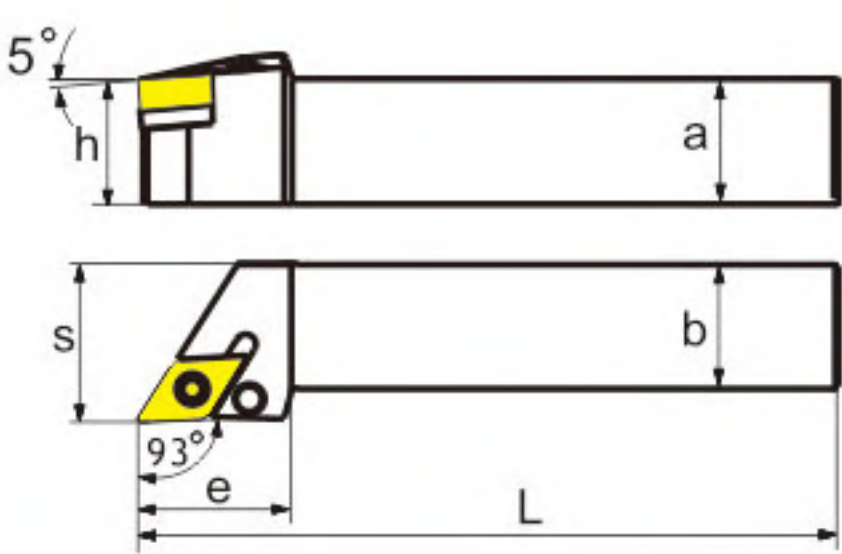
## PCLNR/L





Codes		Dimension(mm)								Insert	Screw	Shim	Wrench	Lever	Shim Pin
		Stock 库存		a	b	L	h	s	e						
		R	L												
PCLNR/L	1616H09			16	16	100	16	20	20	CN□□ 0903□□	VHX0613	PC09318	S2.5	LV3	SP3
	2020K09			20	20	125	20	25	22						
	2525M09			25	25	150	25	32	22						
	2020K12			20	20	125	20	26	28	CN□□ 1204□□	VHX0821	PC12318	S3	LV4	SP4
	2525M12			25	25	150	25	32	28						
	3232P12			32	32	170	32	39	32						
	2525M16			25	25	150	25	32	36	CN□□ 1606□□	VHX0825	PC16476	S3	LV5	SP5
	3232P16			32	32	170	32	39	36						
	3232P19			32	32	170	32	40	40						
	4040S19			40	40	250	40	49	40	CN□□ 1906□□	VHX1027	PC19476	S4	LV6	SP6
	4040S2507			40	40	250	40	50	47	CN□□ 2507□□	VHX1236	PC476	S5	LV8	SP8
	4040S2509			40	40	250	40	50	47	CN□□ 2509□□					

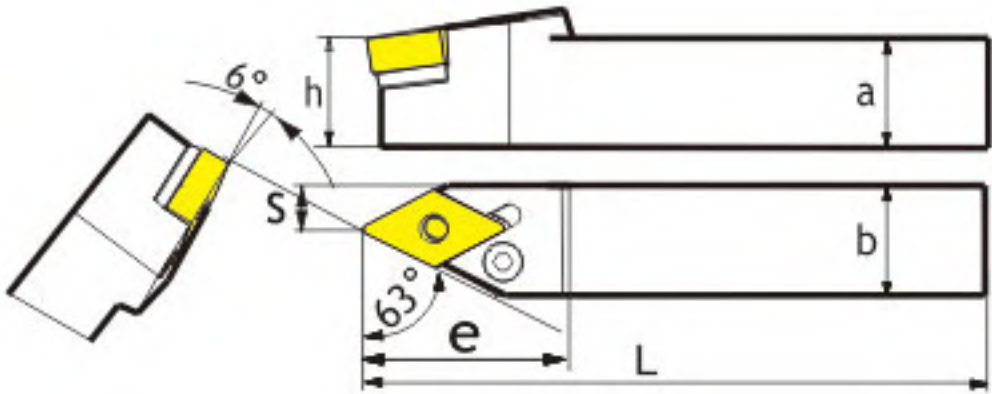








PDJNR/L



Codes		Dimension(mm)							Insert	Screw	Shim	Wrench	Lever	Shim Pin	
		Stock 库存		a	b	L	h	s	e						
		R	L												
PDJNR/L	1616H11			16	16	100	16	20	25	DN□□ 1104□□	VHX0613	PD11270	S2.5	LV3	SP3
	2020K11			20	20	125	20	25	25						
	2525M11			25	25	150	25	30	30						
	2020K15			20	20	125	20	25	32	DN□□ 1506□□	VHX0825	PD15318	S3	LV4B	SP4
	2525M15			25	25	150	25	32	35						
	3232P15			32	32	170	32	38	35						
	2020K15-3			20	20	125	20	25	35	DN□□ 1504□□	VHX0821	PD15318	S3	LV4	SP4
	2525M15-3			25	25	150	25	32	35						
	3232P15-3			32	32	170	32	38	35						

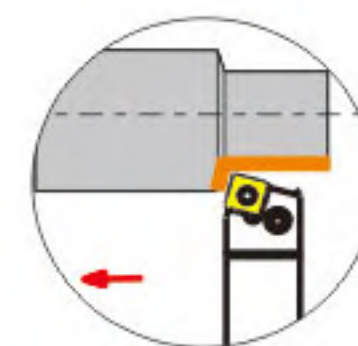
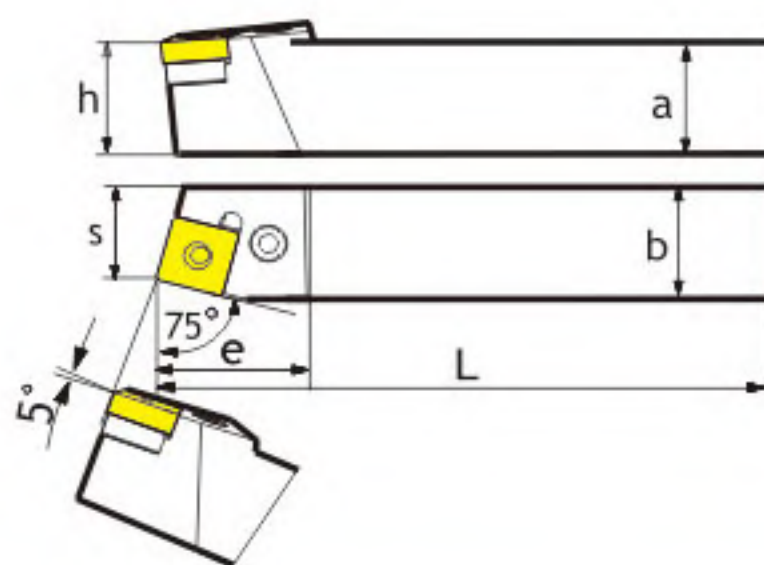
PDNNR/L









Codes		Dimension(mm)								Insert	Screw	Shim	Wrench	Lever	Shim Pin
		Stock 库存		a	b	L	h	s	e						
		R	L												
PDNNR/L	2020K15			20	20	125	20	8	37	DN□□ 1506□□	VHX0825	PD15318	S3	LV4B	SP4
	2525M15			25	25	150	25	12.5	37						
	3225P15			32	25	170	32	12.5	37						
	3232P15			32	32	170	32	16	37	DN□□ 1504□□	VHX0821	PD15318	S3	LV4	SP4
	2020K15-3			20	20	125	20	8	37						
	2525M15-3			25	25	150	25	12.5	37						
	3232P15-3			32	32	170	32	16	37						

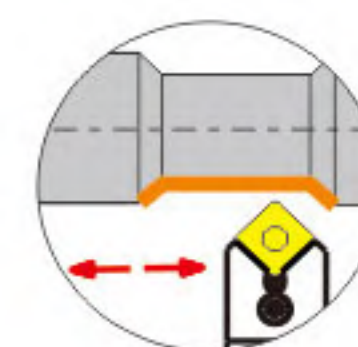
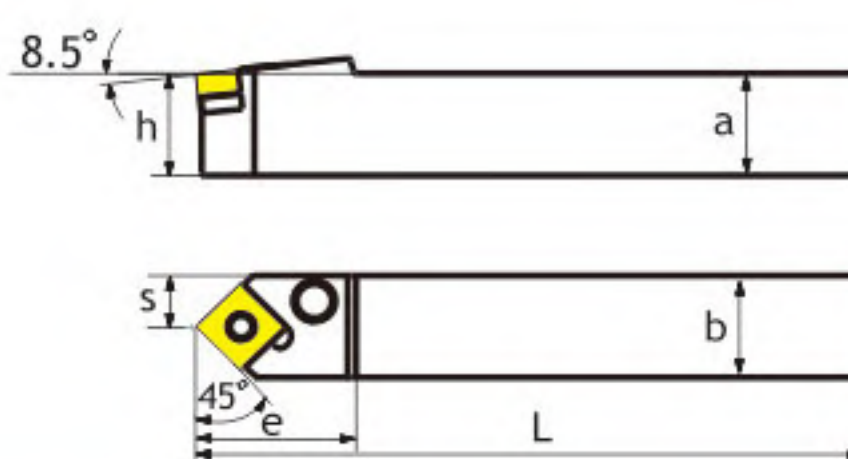




## PSBNR/L



Codes		Dimension(mm)								Insert	Screw	Shim	Wrench	Lever	Shim Pin
		Stock 库存		a	b	L	h	s	e						
		R	L												
PSBNR/L	1616H09			16	16	100	16	13	21	SN□□ 0903□□	VHX0613	PS09318	S2.5	LV3	SP3
	2020K09			20	20	125	20	17	23						
	2020K12			20	20	125	20	17	28						
	2525M12			25	25	150	25	22	28	SN□□ 1204□□	VHX0821	PS12318	S3	LV4	SP4
	3225P12			32	25	170	32	22	28						
	3232P12			32	32	170	32	29	28						
	2525M15			25	25	150	25	22	32	SN□□ 1506□□	VHX0825	PS15476	S3	LV5	SP5
	3232P15			32	32	170	32	28	32						
	3232P19			32	32	170	32	36	45						
	4040S19			40	40	250	40	35	45	SN□□ 1906□□	VHX1027	PS19476	S4	LV6	SP6
	4040S2507			40	40	250	40	35	50	SN□□ 2507□□	VHX1236	PS25634	S5	LV8	SP8
	4040S2509			40	40	250	40	35	50	SN□□ 2509□□		PS25476			

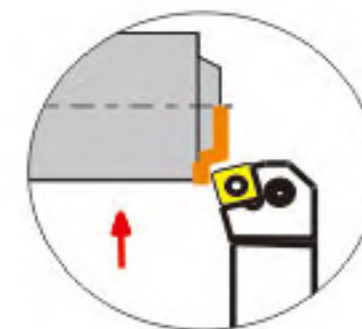
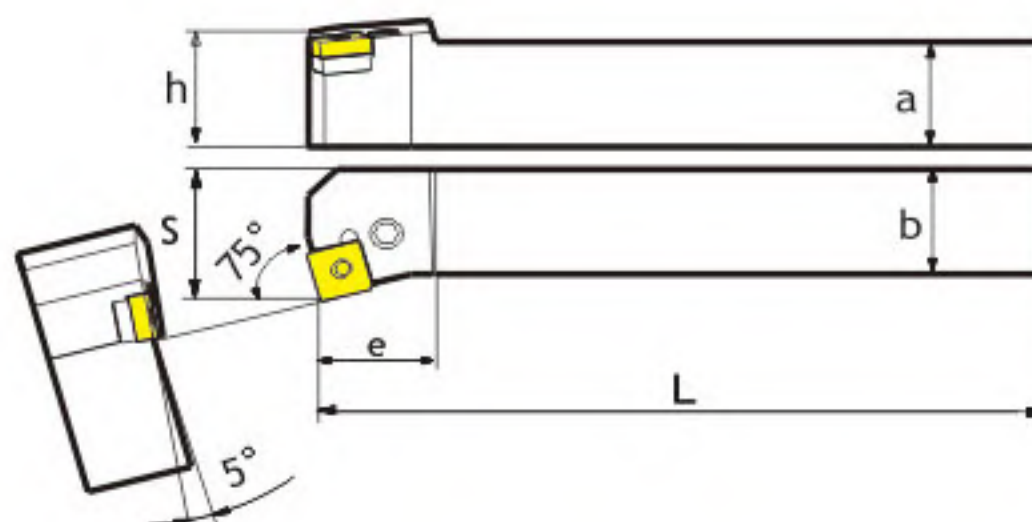
## PSDNN







Codes		Dimension(mm)							Insert	Screw	Shim	Wrench	Lever	Shim Pin
														
		Stock 库存	a	b	L	h	s	e						
PSDNN	2020K12		20	20	125	20	10	30	SN□□ 1204□□	VHX0821	PS12318	S3	LV4	SP4
	2525M12		25	25	150	25	12.5	32						
	3232P12		32	32	170	32	16	30						
	2525M15		25	25	150	25	12.5	40	SN□□ 1506□□	VHX0825	PS15476	S3	LV5	SP5
	3232P15		32	32	170	32	16	40						
	3232P19		32	32	170	32	16	40						
	4040S19		40	40	250	40	20	40	SN□□ 1906□□	VHX1027	PS19476	S4	LV6	SP6
	4040S2507		40	40	250	40	20	50						
	4040S2509		40	40	250	40	20	50						
								SN□□ 2507□□	VHX1236	PS25634 PS25476	S5	LV8	SP8	
								SN□□ 2509□□						

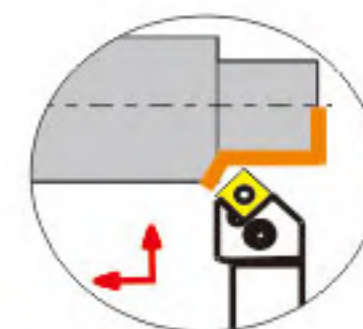
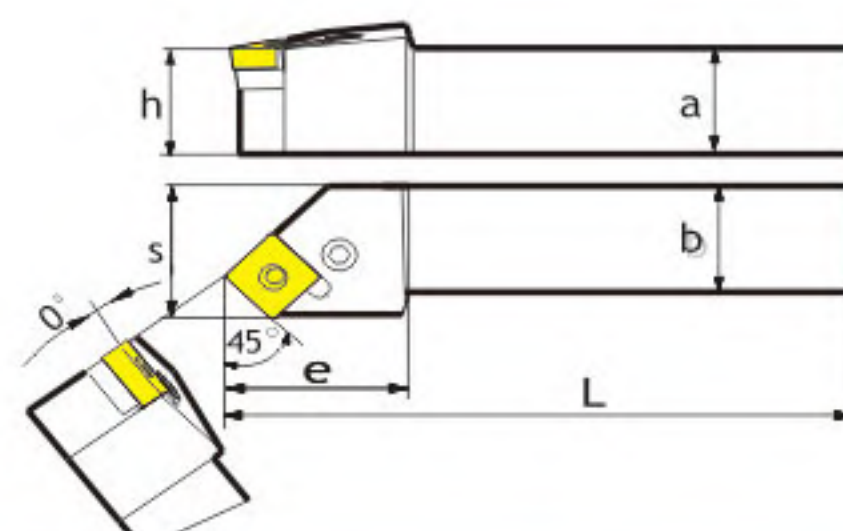







## PSKNR/L



Codes		Dimension(mm)								Insert	Screw	Shim	Wrench	Lever	Shim Pin
		Stock 库存		a	b	L	h	s	e						
		R	L												
PSKNR/L	1616H09			16	16	100	16	20	17	SN□□ 0903□□	VHX0613	PS09318	S2.5	LV3	SP3
	2020K09			20	20	125	20	25	20						
	2020K12			20	20	125	20	25	26						
	2525M12			25	25	150	25	30	26	SN□□ 1204□□	VHX0821	PS12318	S3	LV4	SP4
	3232P12			32	32	170	32	38	26						
	2525M15			25	25	150	25	32	32						
	3232P15			32	32	170	32	38	32	SN□□ 1506□□	VHX0825	PS15476	S3	LV5	SP5
	3232P19			32	32	170	32	38	36						
	4040S19			40	40	250	40	48	32						
	4040S2507			40	40	250	40	50	40	SN□□ 2507□□	VHX1236	PS25634	S5	LV8	SP8
	4040S2509			40	40	250	40	50	40	SN□□ 2509□□		PS25476			

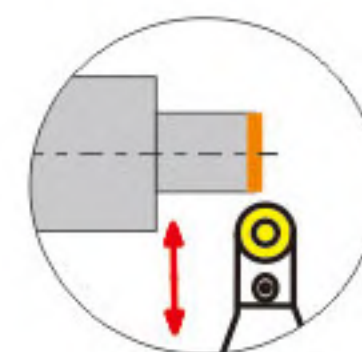
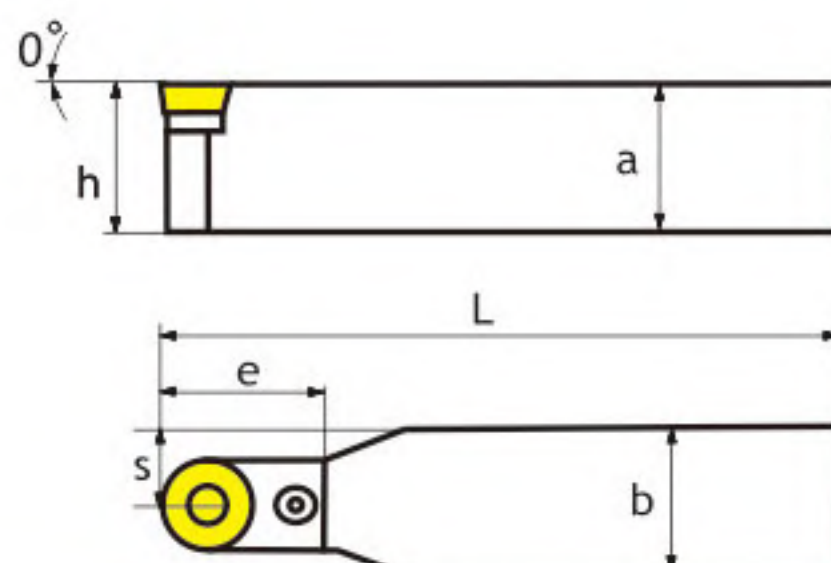
## PSSNR/L









Codes		Dimension(mm)								Insert	Screw	Shim	Wrench	Lever	Shim Pin
		Stock 库存		a	b	L	h	s	e						
		R	L												
PSSNR/L	1616H09			16	16	100	16	18	25	SN□□ 0903□□	VHX0613	PS09318	S2.5	LV3	SP3
	2020K12			20	20	125	20	25	28						
	2525M12			25	25	150	25	30	32	SN□□ 1204□□	VHX0821	PS12318	S3	LV4	SP4
	3232P12			32	32	170	32	38	32						
	2525M15			25	25	150	25	30	35						
	3232P15			32	32	170	32	38	35	SN□□ 1506□□	VHX0825	PS15476	S3	LV5	SP5
	3232P19			32	32	170	32	38	40						
	4040S19			40	40	250	40	48	50	SN□□ 1906□□	VHX1027	PS19476	S4	LV6	SP6
	4040S2507			40	40	250	40	48	50	SN□□ 2507□□		PS25634			
	4040S2509			40	40	250	40	48	50	SN□□ 2509□□	VHX1236	PS25476	S5	LV8	SP8

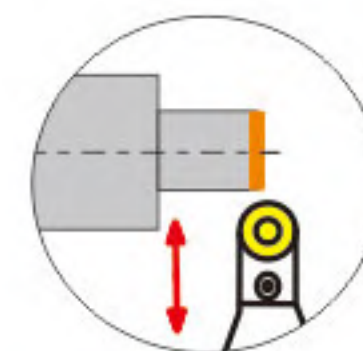
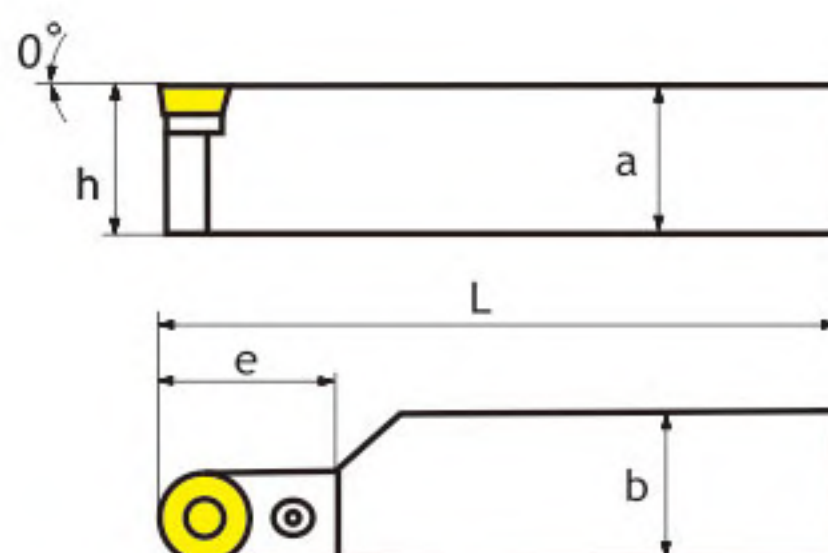


## PRDCN



Codes		Dimension(mm)							Insert	Screw	Shim	Wrench	Lever	Shim Pin	
		Stock 库存		a	b	L	h	s	e						
		R	L												
PRDCN	2020K12			20	20	125	20	10	25	RCMX1204□□	VHX0613	PR 1204	S2.5	LCL12C	SP3
	2525M12			25	25	150	25	12.5	25						
	2525M16			25	25	150	25	10	35	RCMX1606□□	VHX0621	PR 1604	S2.5	LCL16C	SP4
	3232P16			32	32	170	32	16	32						
	3232P20			32	32	170	32	16	40	RCMX2006□□	VHX0825	PR 2004	S3	LCL20C	SP5
	4040T20			40	40	300	40	20	45						
	3232P25			32	32	170	32	16	45	RCMX2507□□	VHX1030	PR 2506	S4	LCL25C	SP6
	4040T25			40	40	300	40	20	50						

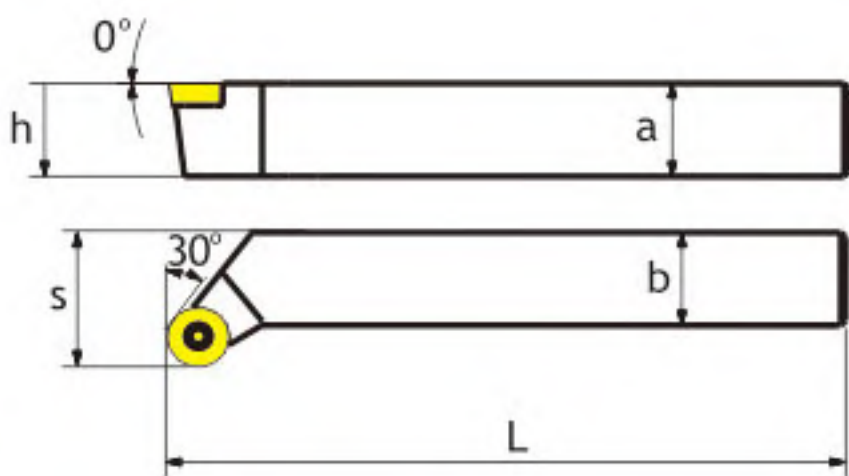
## PRACR/L









Codes		Dimension(mm)							Insert	Screw	Shim	Wrench	Lever	Shim Pin
		Stock 库存		a	b	L	h	e						
		R	L											
PRACR/L	2020K12			20	20	125	20	30	RCMX1204□□	VHX0613	PR 1204	S2.5	LCL12C	SP3
	2525M12			25	25	150	25	30						
	2525M16			25	25	150	25	35	RCMX1606□□	VHX0621	PR 1604	S2.5	LCL16C	SP4
	3232P16			32	32	170	32	35						
	3232P20			32	32	170	32	40	RCMX2006□	VHX0825	PR 2004	S3	LCL20C	SP5
	4040T20			40	40	300	40	50						
	3232P25			32	32	170	32	45	RCMX2507□□	VHX1030	PR 2506	S4	LCL25C	SP6
	4040T25			40	40	300	40	50						

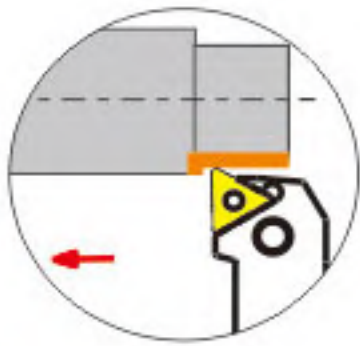
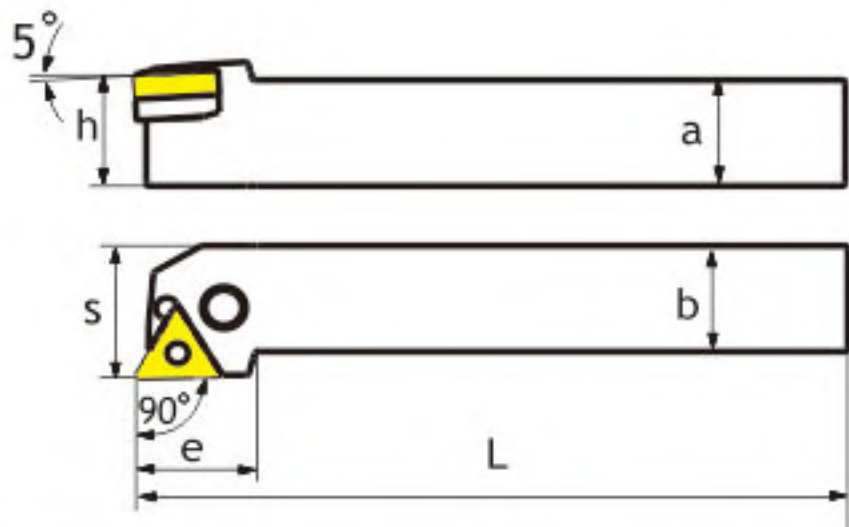








PRGCR/L



Codes		Dimension(mm)							Insert	Screw	Shim	Wrench	Lever	Shim Pin
		Stock 库存		a	b	L	h	s						
		R	L											
PRGCR/L	2020K12			20	20	125	20	25	RCMX1204□□	VHX0613	PR 1204	S2.5	LCL12C	SP3
	2525M12			25	25	150	25	32						
	2525M16			25	25	150	25	35						
	3232P16			32	32	170	32	42						
	3232P20			32	32	170	32	40	RCMX2006□□	VHX0825	PR 2004	S3	LCL20C	SP5
	4040T20			40	40	300	40	50						
	3232P25			32	32	170	32	45	RCMX2507□□	VHX1030	PR 2506	S4	LCL25C	SP6
	4040T25			40	40	300	40	56						

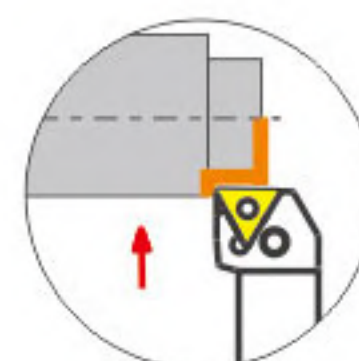
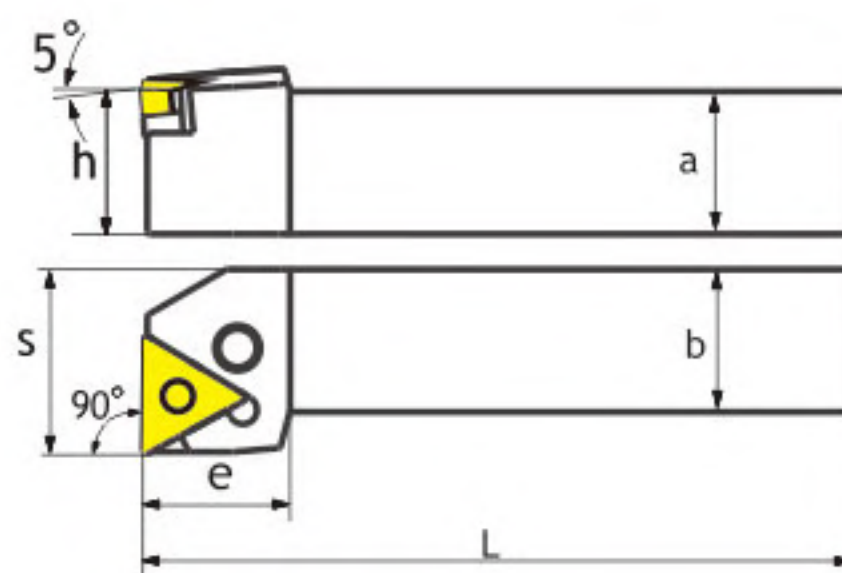

PTGNR/L



Codes		Dimension(mm)							Insert	Screw	Shim	Wrench	Lever	Shim Pin	
		Stock 库存		a	b	L	h	s	e						
		R	L												
PTGNR/L	1616H11			16	16	100	16	19	18	TN□□ 1103□□	VHX059B	—	S2	LV2	—
	2020K11			20	20	125	20	24	20						
	2525M11			25	25	150	25	29	20						
	1616H16			16	16	100	16	19	22	TN□□ 1604□□	VHX0617	PT16476	S2.5	LV3	SP3
	2020K16			20	20	125	20	23	25						
	2525M16			25	25	150	25	29	25						
	3232P16			32	32	170	32	37	32	TN□□ 2204□□	VHX0821	PT22476	S3	LV4	SP4
	2525M22			25	25	150	25	30	30						
	3232P22			32	32	170	32	37	32						
	3232P27			32	32	170	32	37	38	TN□□ 2706□□	VHX0825	PT27635	S3	LV5	SP5
	4040S27			40	40	250	40	47	38						

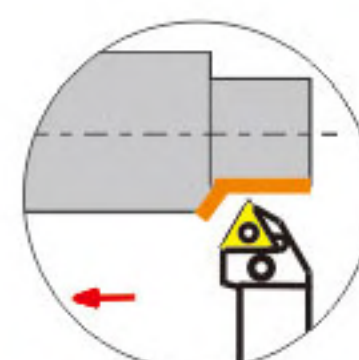
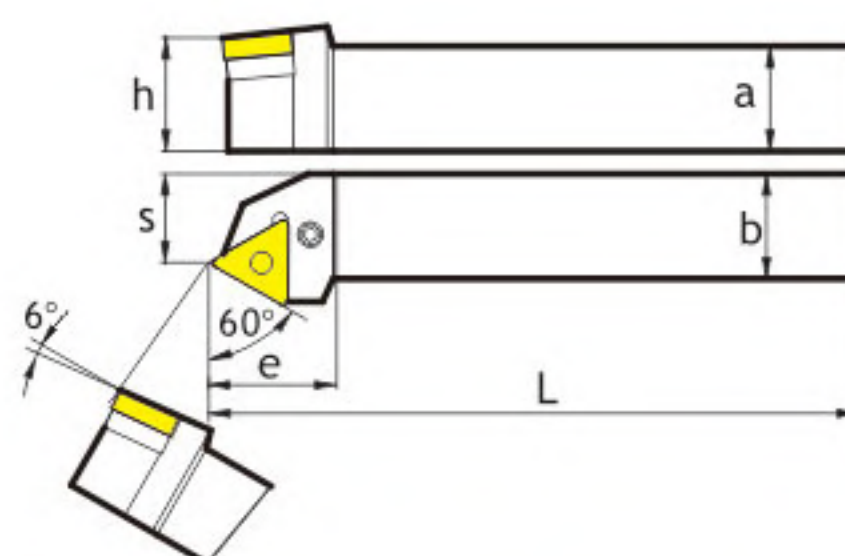


## PTFNR/L



Codes	Dimension(mm)								Insert	Screw	Shim	Wrench	Lever	Shim Pin
	Stock 库存		a	b	L	h	s	e						
	R	L												
PTFNR/L	1616H16		16	16	100	16	20	20	TN□□ 1604□□	VHX0617	PT16476	S2.5	LV3	SP3
	2020K16		20	20	125	20	25	20						
	2525M16		25	25	150	25	30	25						
	2525M22		25	25	150	25	32	30	TN□□ 2204□□	VHX0821	PT22476	S3	LV4	SP4
	3232P22		32	32	170	32	38	30						
	3232P27		32	32	170	32	38	35	TN□□ 2706□□	VHX0825	PT27635	S3	LV5	SP5
	4040S27		40	40	250	40	50	34						

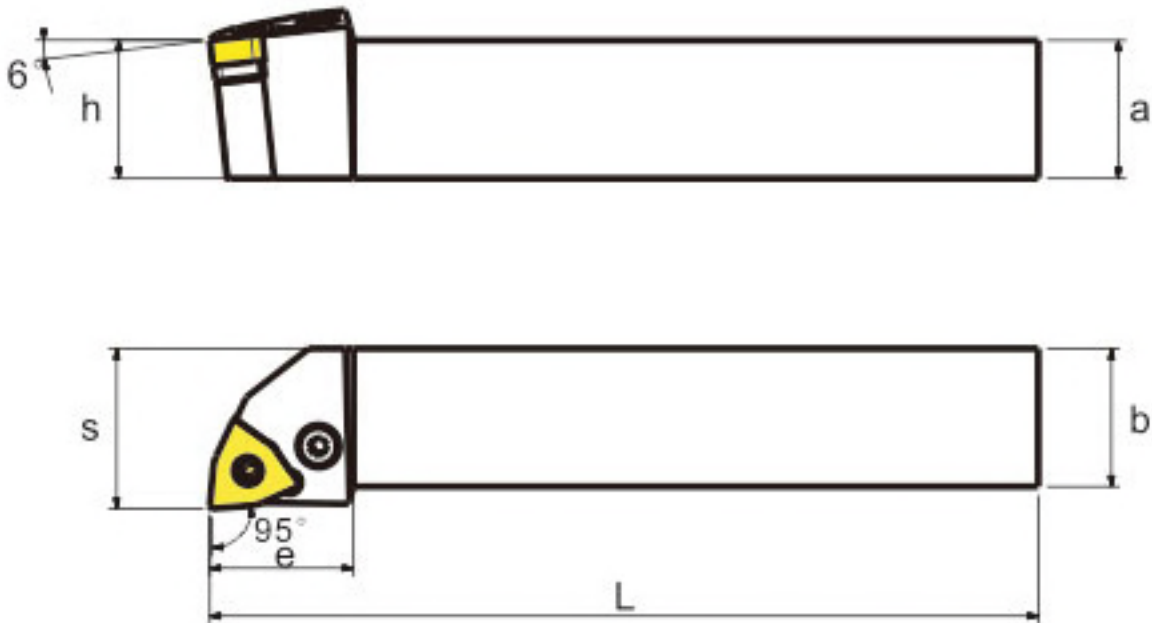
## PTTNR/L









Codes	Dimension(mm)								Insert	Screw	Shim	Wrench	Lever	Shim Pin
	Stock 库存		a	b	L	h	s	e						
	R	L												
PTTNR/L	1616H16		16	16	100	16	13	25	TN□□ 1604□□	VHX0617	PT16476	S2.5	LV3	SP3
	2020K16		20	20	125	20	17	25						
	2525M22		25	25	150	25	22	32	TN□□ 2204□□	VHX0821	PT22476	S3	LV4	SP4



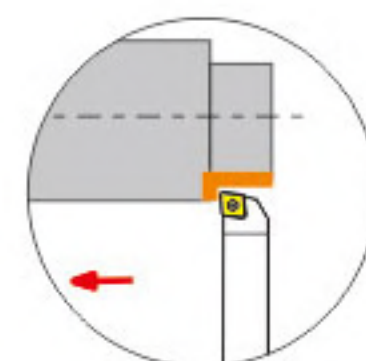
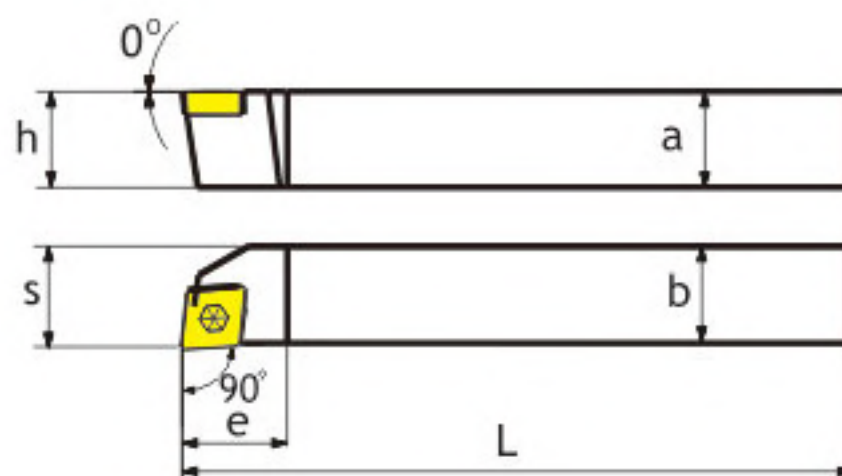
PWLNR/L






Codes		Dimension(mm)							Insert	Screw	Shim	Wrench	Lever	Shim Pin	
		Stock 库存		a	b	L	h	s	e						
		R	L												
PWLNR/L	1616H06			16	16	100	16	19	22	WN□□ 0604□□	VHX0617	PW06270	S2.5	LV3	SP3
	2020K06			20	20	125	20	23	25						
	2525M06			25	25	150	25	28	25						
	2020K08			20	20	125	20	25	26	WN□□ 0804□□	VHX0821	PW08318	S3	LV4	SP4
	2525M08			25	25	150	25	29	26						
	3232P08			32	32	170	32	37	26						

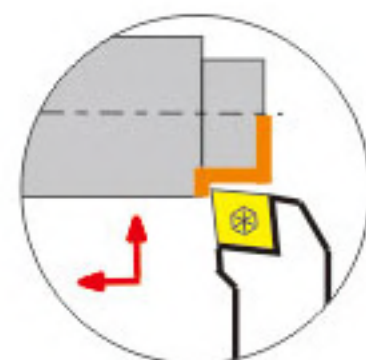
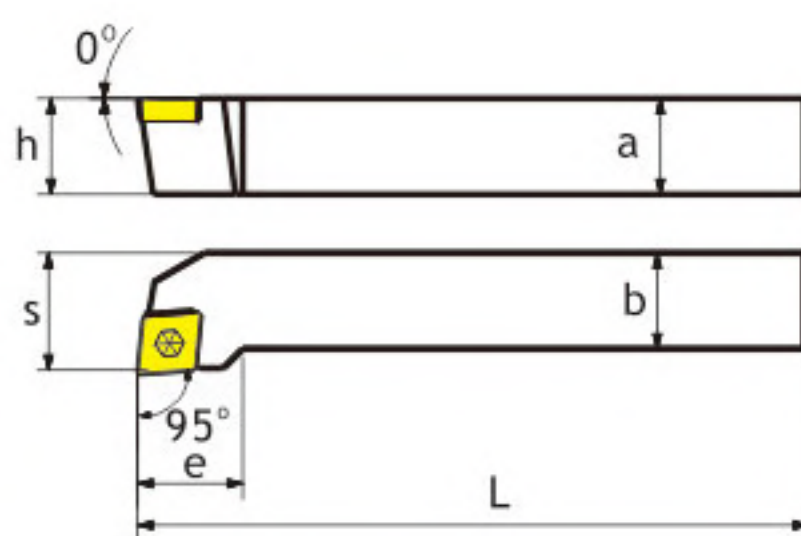





## SCACR/L



Codes		Dimension(mm)								Insert	Screw	Wrench
		Stock 库存		a	b	L	h	s	e			
		R	L									
SCACR/L	1010E06			10	10	70	10	10.5	10	CC <sub>□</sub> T 0602 <sub>□□</sub>	L60M2.5×5	T08
	1212F09			12	12	80	12	12.7	16	CC <sub>□</sub> T 09T3 <sub>□□</sub>	L60M4×8	T15

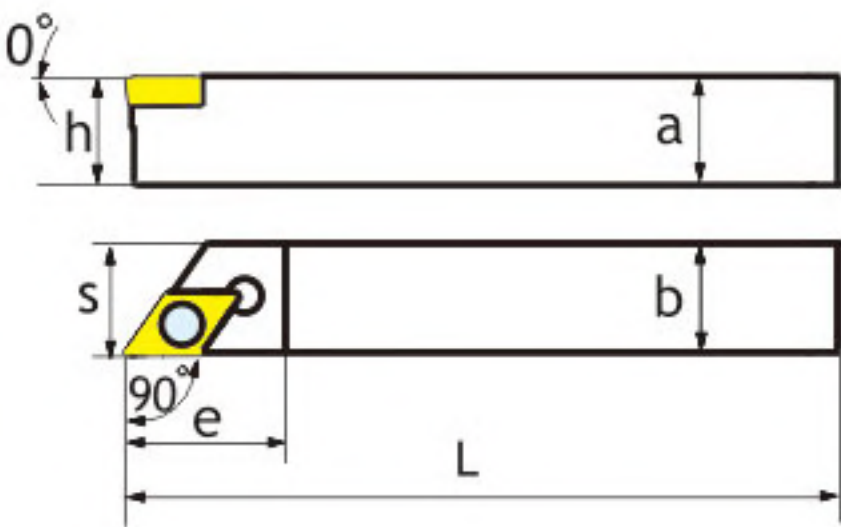
## SCLCR/L



Codes		Dimension(mm)								Insert	Screw	Wrench
		Stock 库存		a	b	L	h	s	e			
		R	L									
SCLCR/L	1212F09			12	12	80	12	15	16	CC <sub>□</sub> T 09T3 <sub>□□</sub>	L60M4×8	T15
	1616H09			16	16	100	16	20	16			
	2020K09			20	20	125	20	23	20			
	2020K12			20	20	125	20	24	25	CC <sub>□</sub> T 1204 <sub>□□</sub>	L60M5×12	T20
	2525M12			25	25	150	25	29	25			
	3225P12			32	25	170	32	29	25			
	3232P12			32	32	170	32	36	38			

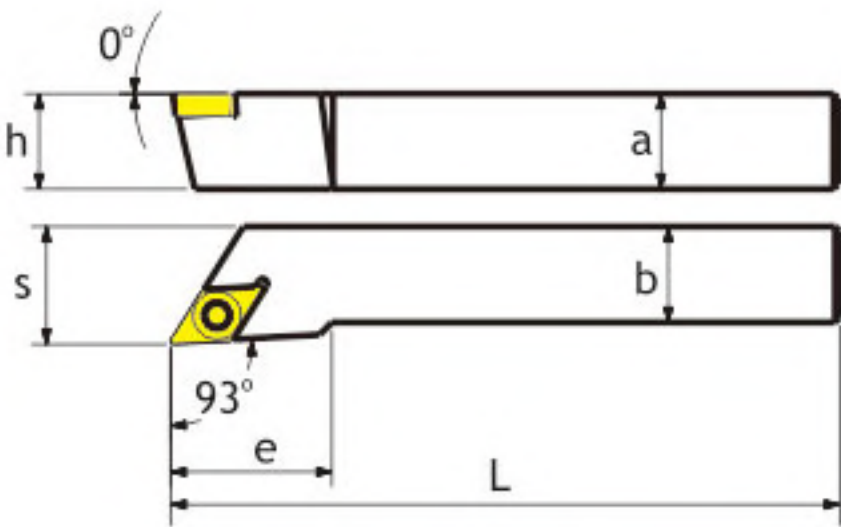


## SDACR/L



Codes		Dimension(mm)								Insert	Screw	Wrench
		Stock 库存		a	b	L	h	s	e			
		R	L									
SDACR/L	1010E07			10	10	70	10	10.5	15	DC□T 0702□□	L60M2.5×5	T08
	1212F11			12	12	80	12	12.5	20	DC□T 11T3□□	L60M4×8	T15
	1616H11			16	16	100	16	16.7	20			

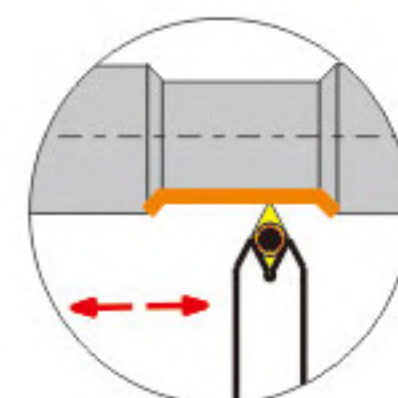
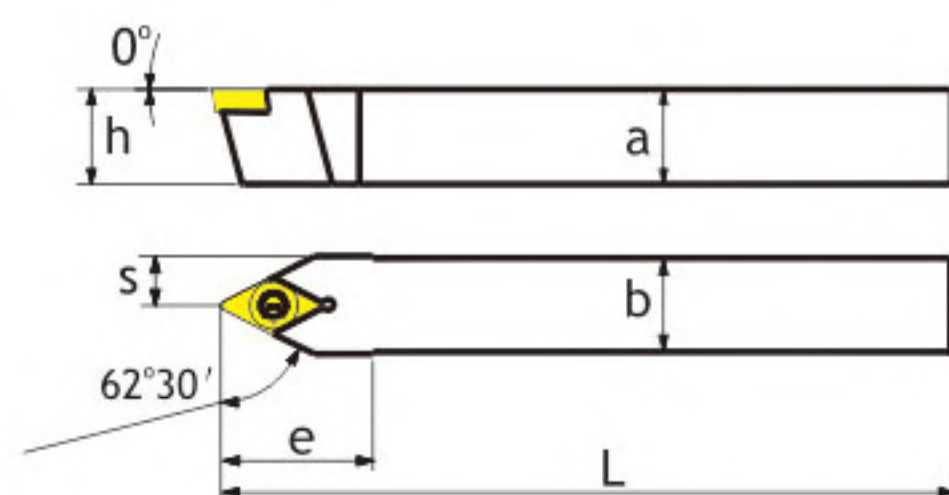
## SDJCR/L






Codes		Dimension(mm)								Insert	Screw	Wrench
		Stock 库存		a	b	L	h	s	e			
		R	L									
SDJCR/L	1010E07			10	10	70	10	12	15	DC□T 0702□□	L60M2.5×5	T08
	1212F07			12	12	80	12	14	15			
	1616H07			16	16	100	16	18	18			
	2020K07			20	20	125	20	22	18	DC□T 11T3□□	L60M4×8	T15
	1616H11			16	16	100	16	19	20			
	2020K11			20	20	125	20	23	26			
	2525M11			25	25	150	25	28	26			
	3225P11			32	25	170	32	28	26			
	3232P11			32	32	170	32	35	31			

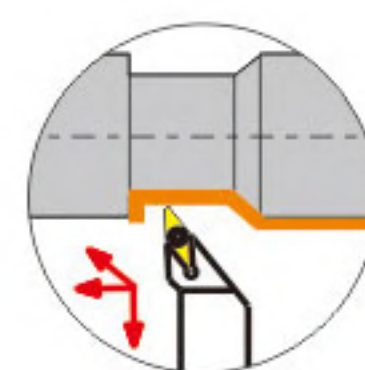
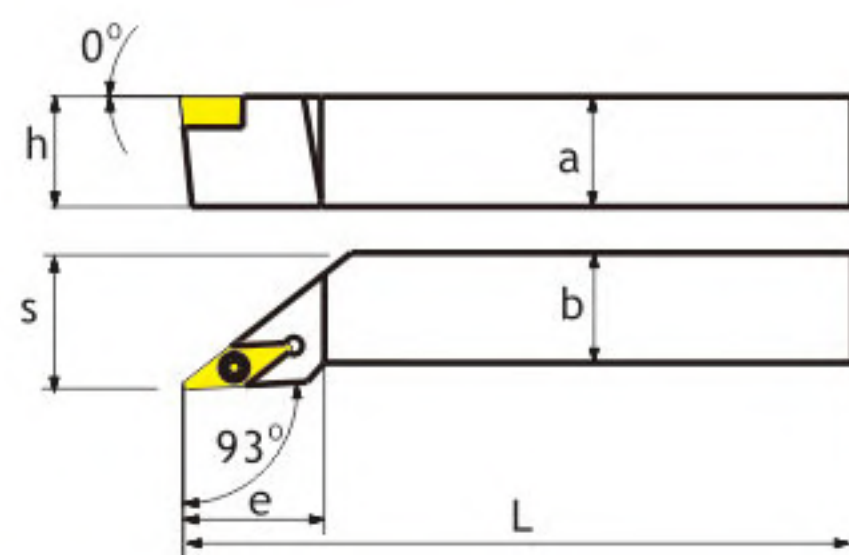





## SDNCN



Codes		Dimension(mm)								Insert	Screw	Wrench
		Stock 库存		a	b	L	h	s	e			
		R	L									
SDNCN	1010E07			10	10	70	10	5	16	DC□T 0702□□	L60M2.5×5	T08
	1212F07			12	12	80	12	6	20			
	1212H11			12	12	100	12	6	22	DC□T 11T3□□	L60M4×8	T15
	1616H11			16	16	100	16	8	22			
	2020K11			20	20	125	20	10	22			
	2525M11			25	25	150	25	12.5	22			

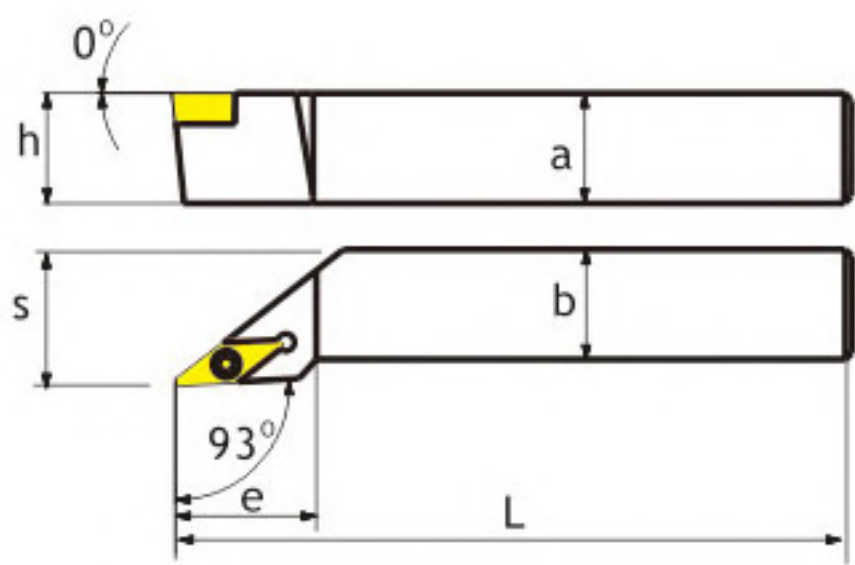

## SVJCR/L






Codes		Dimension(mm)								Insert	Screw	Wrench
		Stock 库存		a	b	L	h	s	e			
		R	L									
SVJCR/L	1212F11			12	12	80	12	14	20	VC□T 1103□□	L60M2.5×5	T08
	1616H11			16	16	100	16	18	22			
	2020K11			20	20	125	20	22	27			
	2525M11			25	25	150	25	27	35			
	1616H16			16	16	100	16	18	32	VC□T 1604□□	L60M4×8	T15
	2020K16			20	20	125	20	22	32			
	2525M16			25	25	150	25	27	35			
	3225P16			32	25	170	32	27	35			
	3232P16			32	32	170	32	35	45			

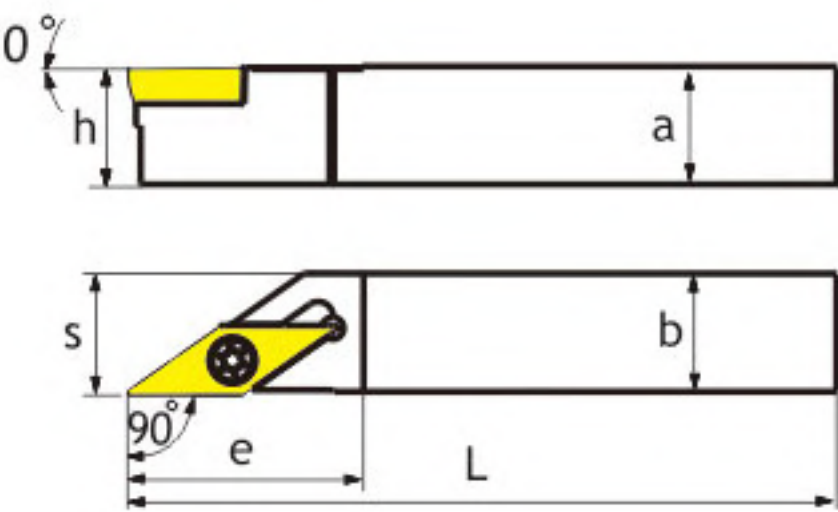





SVJBR/L



Codes		Dimension(mm)								Insert	Screw	Wrench
		Stock 库存		a	b	L	h	s	e			
		R	L									
SVJBR/L	1212F11			12	12	80	12	14	27	VB-T 1103□□	L60M2.5×5	T08
	1616H11			16	16	100	16	18	27			
	2020K11			20	20	125	20	22	27			
	2525M11			25	25	150	25	27	27			
	1616H16			16	16	100	16	18	36	VB-T 1604□□	L60M4×8	T15
	2020K16			20	20	125	20	22	41			
	2525M16			25	25	150	25	27	41			
	3225P16			32	25	170	32	27	41			
	3232P16			32	32	170	32	35	41			

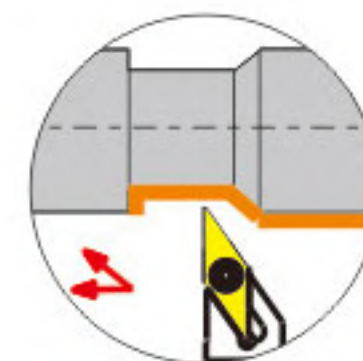
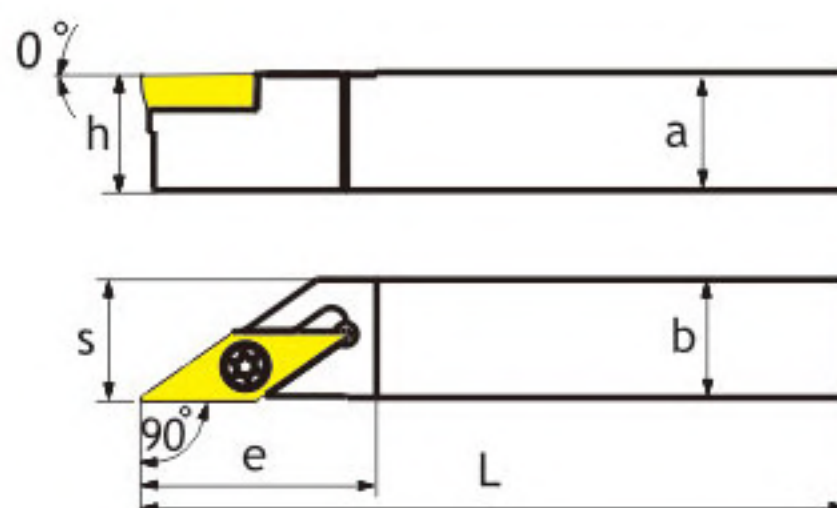

SVABR/L






Codes		Dimension(mm)								Insert	Screw	Wrench
		Stock 库存		a	b	L	h	s	e			
		R	L									
SVABR/L	1616H16			16	16	100	16	16.5	32	VB-T 1604□□	L60M4×8	T15
	2020K16			20	20	125	20	20.5	32			
	2525M16			25	25	150	25	25.5	38			

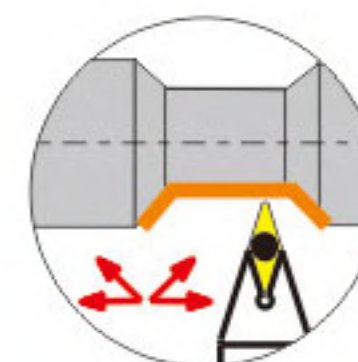
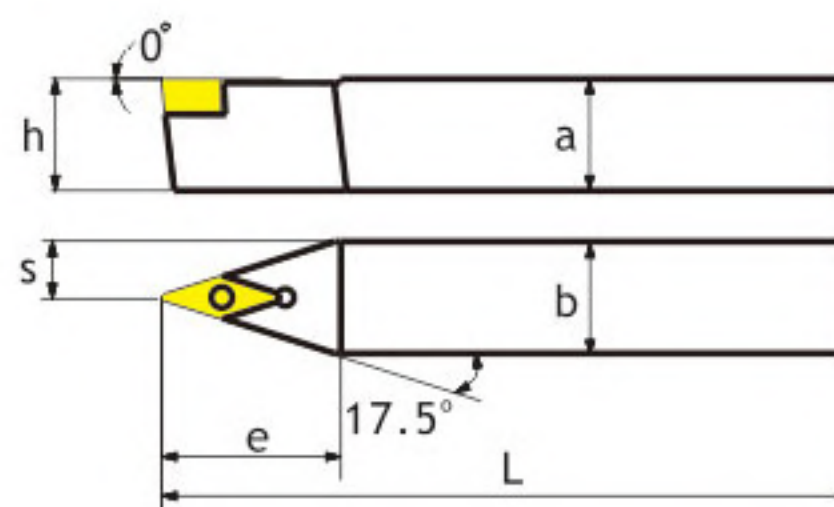






## SVACR/L



Codes		Dimension(mm)								Insert	Screw	Wrench
		Stock 库存		a	b	L	h	s	e			
		R	L									
SVACR/L	1616H16			16	16	100	16	16.5	32	VC□T 1604□□	L60M4×8	T15
	2020K16			20	20	125	20	20.5	32			
	2525M16			25	25	150	25	25.5	38			

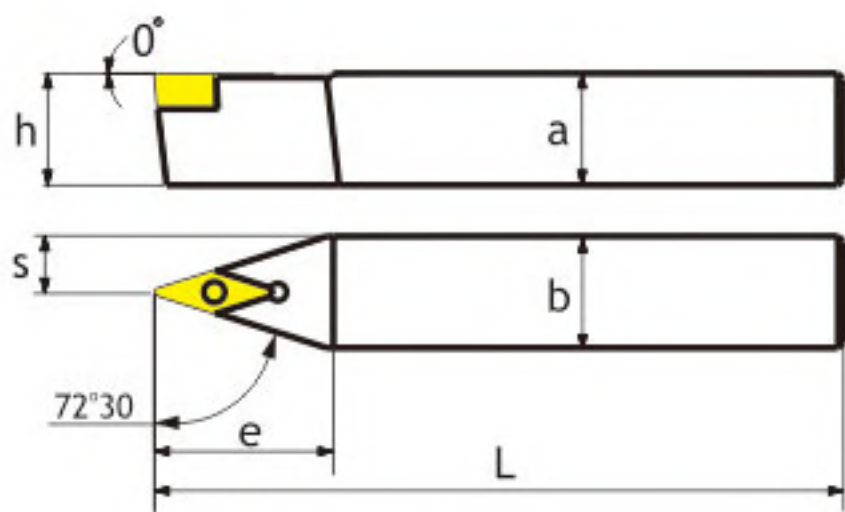
## SVVBN






Codes		Dimension(mm)								Insert	Screw	Wrench
		Stock 库存		a	b	L	h	s	e			
		R	L									
SVVBN	1212F11			12	12	80	12	6	22	VB□T 1103□□	L60M2.5×5	T08
	1616H11			16	16	100	16	8	27			
	2020K11			20	20	125	20	10	30			
	1616H16			16	16	100	16	8	33	VB□T 1604□□	L60M4×8	T15
	2020K16			20	20	125	20	10	33			
	2525M16			25	25	150	25	12.5	38			
	3225P16			32	25	170	32	12.5	38			
	3232P16			32	32	170	32	16	38			

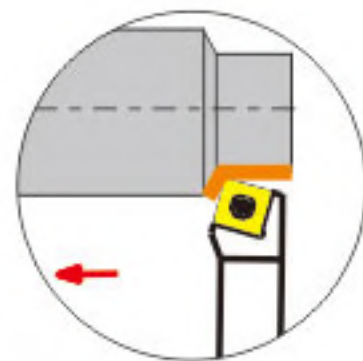
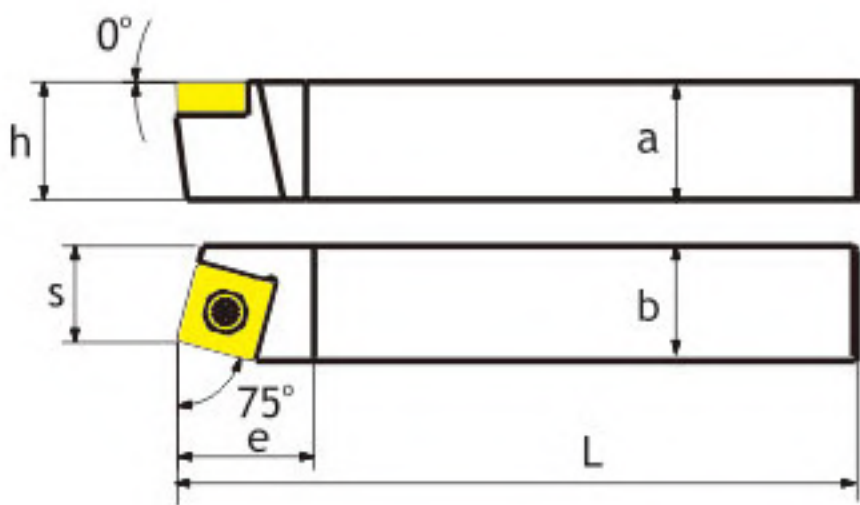





SVVCN



Codes		Dimension(mm)							Insert	Screw	Wrench
		Stock 库存	a	b	L	h	s	e			
SVVCN	1212F11		12	12	80	12	6	22	VC□T 1103□□	L60M2.5×5	T08
	1616H11		16	16	100	16	8	27			
	2020K11		20	20	125	20	10	30			
	1616H16		16	16	100	16	8	33			
	2020K16		20	20	125	20	10	33	VC□T 1604□□	L60M4×8	T15
	2525M16		25	25	150	25	12.5	38			
	3225P16		32	25	170	32	12.5	38			
	3232P16		32	32	170	32	16	38			

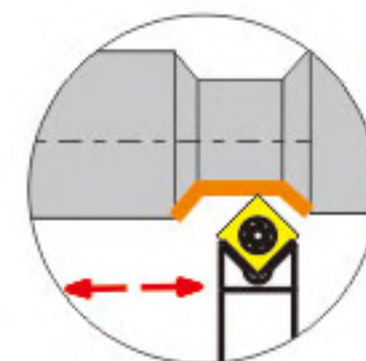
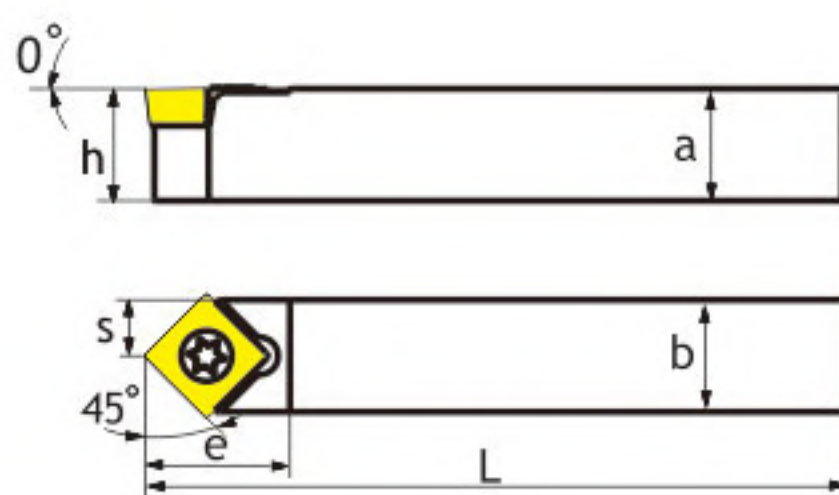
SSBCR/L






Codes		Dimension(mm)								Insert	Screw	Wrench
		Stock 库存		a	b	L	h	s	e			
		R	L									
SSBCR/L	1212F09			12	12	80	12	11	14	SC□T 09T3□□	L60M4×8	T15
	1616H09			16	16	100	16	13	16			
	2020K12			20	20	125	20	17	25			
	2525M12			25	25	150	25	22	25	SC□T 1204□□	L60M5×12	T20
	3232P12			32	32	170	32	27	28			

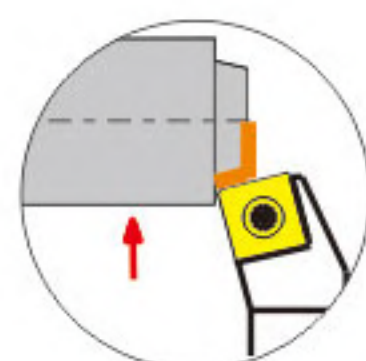
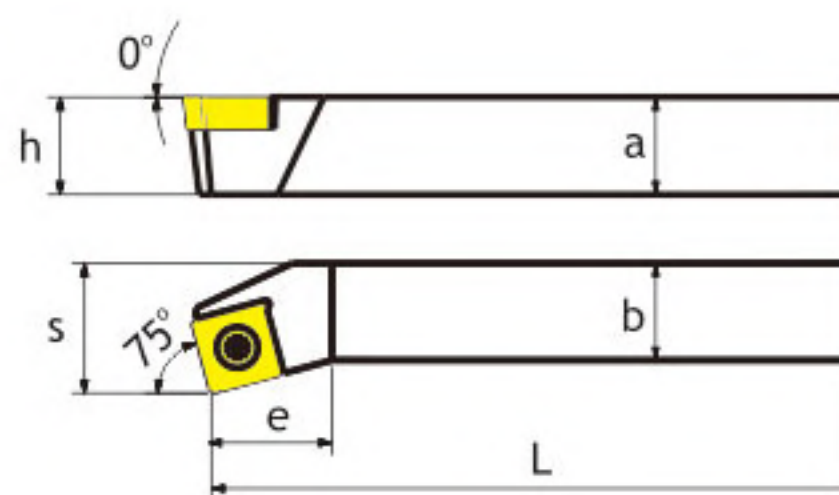





## SSDCN



Codes		Dimension(mm)								Insert	Screw	Wrench
		Stock 库存		a	b	L	h	s	e			
		R	L									
SSDCN	1212F09			12	12	80	12	6	16	SC□T 09T3□□	L60M4×8	T15
	1616H09			16	16	100	16	8	16			
	2020K09			20	20	125	20	10	16			
	2525M09			25	25	150	25	12.5	25			
	2020K12			20	20	125	20	10	25	SC□T 1204□□	L60M5×12	T20
	2525M12			25	25	150	25	12.5	25			
	3232P12			32	32	170	32	16	25			

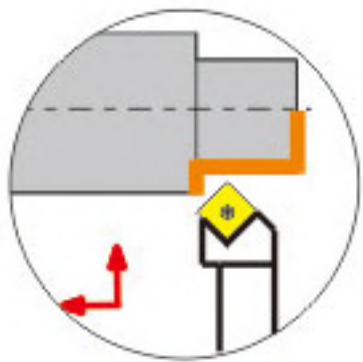
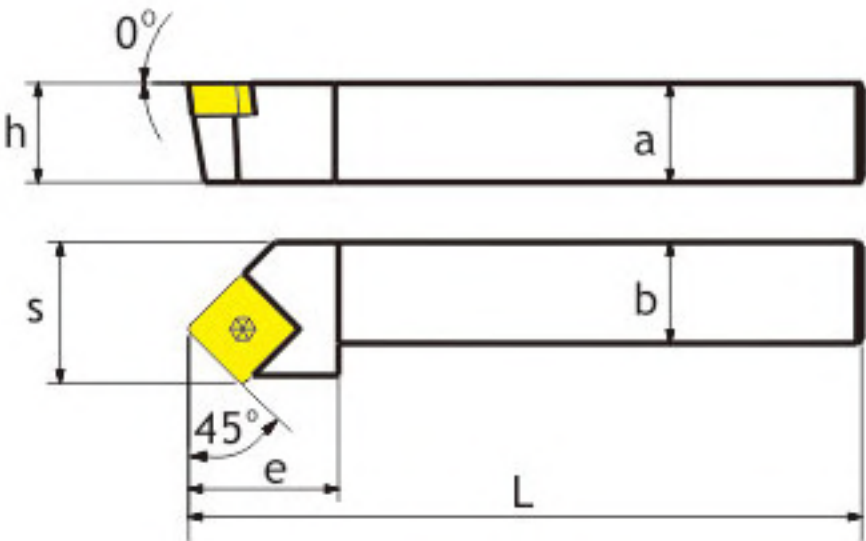
## SSKCR/L






Codes		Dimension(mm)								Insert	Screw	Wrench
		Stock 库存		a	b	L	h	s	e			
		R	L									
SSKCR/L	1616H09			16	16	100	16	20	13	SC□T 09T3□□	L60M4×8	T15
	2020K09			20	20	125	20	25	18			
	2020K12			20	20	125	20	25	18			
	2525M12			25	25	150	25	32	22	SC□T 1204□□	L60M5×12	T20
	3232P12			32	32	170	32	40	27			

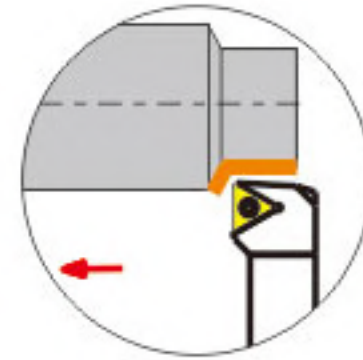
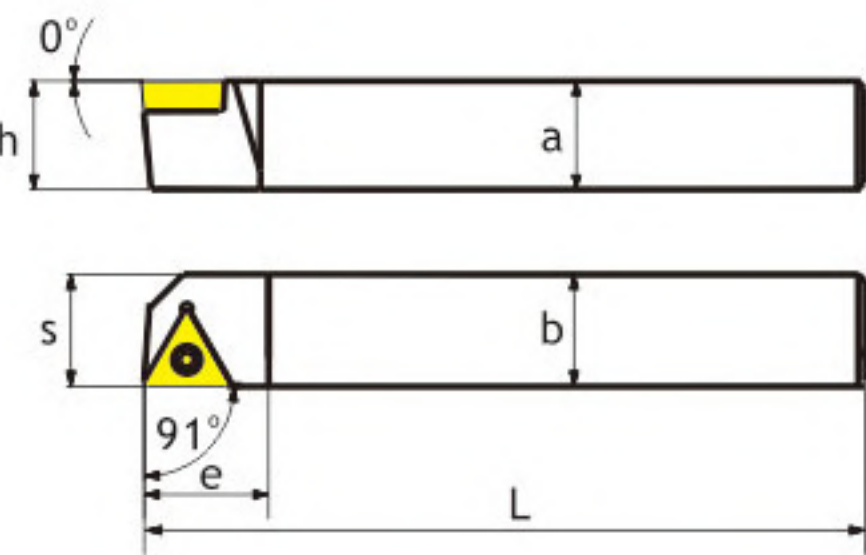





SSSCR/L



Codes		Dimension(mm)								Insert	Screw	Wrench
		Stock 库存		a	b	L	h	s	e			
		R	L									
SSSCR/L	1616H09			16	16	100	16	20	16	SC□T 09T3□□	L60M4×8	T15
	2020K09			20	20	125	20	25	20			
	2020K12			20	20	125	20	25	23			
	2525M12			25	25	150	25	32	25	SC□T 1204□□	L60M5×12	T20
	3232P12			32	32	170	32	38	28			

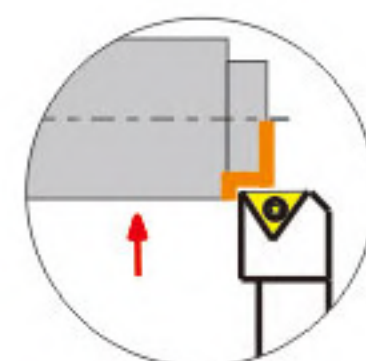
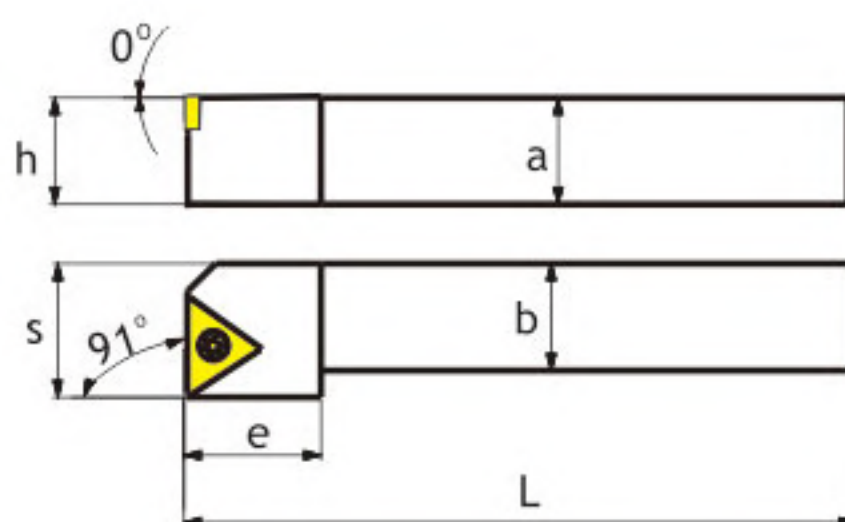
STACR/L



Codes		Dimension(mm)								Insert	Screw	Wrench
		Stock 库存		a	b	L	h	s	e			
		R	L									
STACR/L	1212F11			12	12	80	12	12.5	14	TC□T 1102□□	L60M2.5×5	T08

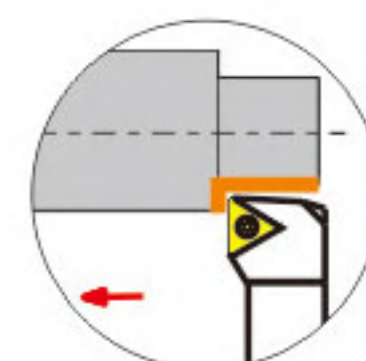
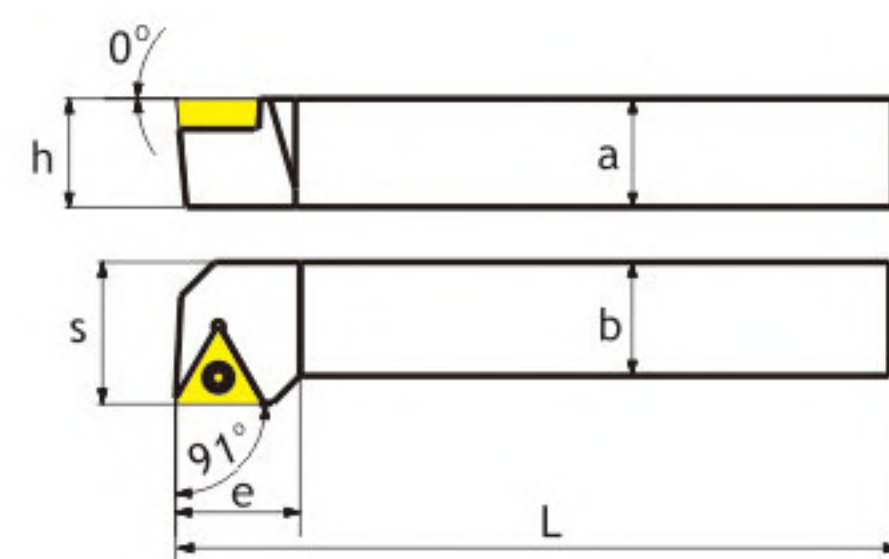


## STFCR/L



Codes		Dimension(mm)								Insert	Screw	Wrench
		Stock 库存		a	b	L	h	s	e			
		R	L									
STFCR/L	1212F11			12	12	80	12	14	14	TC□T 1102□□	L60M2.5×5	T08
	1616H11			16	16	100	16	18	16			
	2020K11			20	20	125	20	22	16			
	1616H16			16	16	100	16	18	19	TC□T 16T3□□	L60M4×8	T15
	2020K16			20	20	125	20	22	19			
	2525M16			25	25	150	25	27	24			

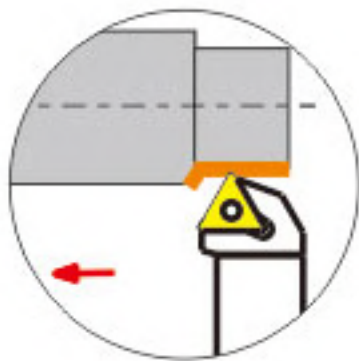
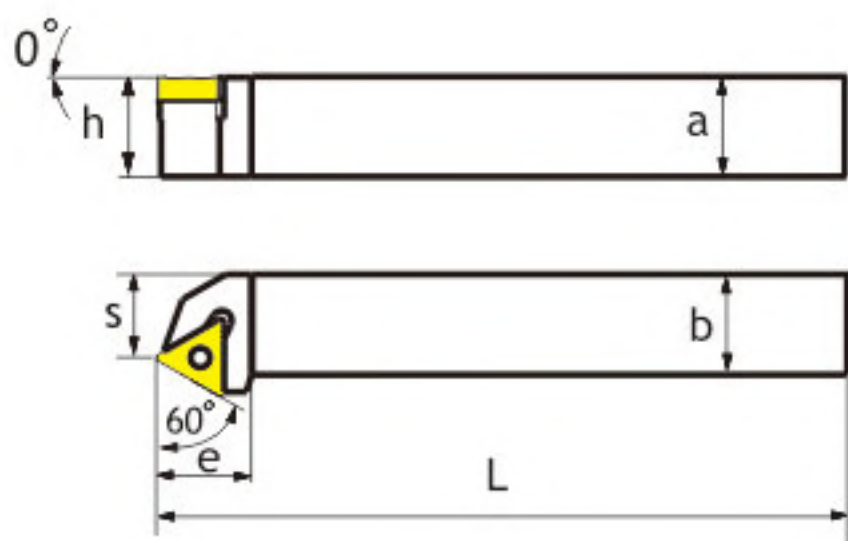
## STGCR/L






Codes		Dimension(mm)								Insert	Screw	Wrench
		Stock 库存		a	b	L	h	s	e			
		R	L									
STGCR/L	0808D09			08	08	60	8	10	11	TC□T 0902□□	L60M2.2×5	T06
	1010E09			10	10	70	10	11	11			
	1212F11			12	12	80	12	14	14	TC□T 1102□□	L60M2.5×5	T08
	1616H11			16	16	100	16	17	16			
	2020K16			20	20	125	20	22	21	TC□T 16T3□□	L60M4×8	T15
	2525M16			25	25	150	25	27	21			

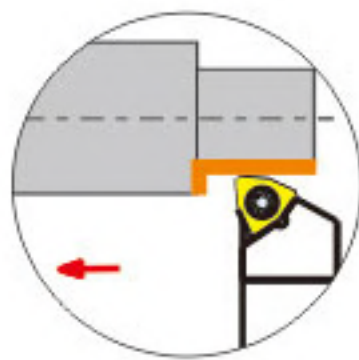
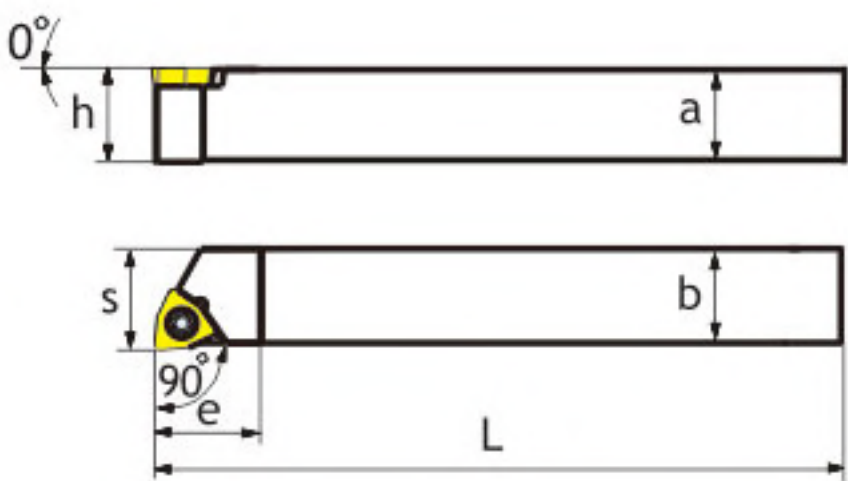





STTCR/L



Codes		Dimension(mm)								Insert	Screw	Wrench
		Stock 库存		a	b	L	h	s	e			
		R	L									
STTCR/L	1616H11			16	16	100	16	13	14	TC□T 1102□□	L60M2.5×5	T08
	1616H16			16	16	100	16	13	19	TC□T 16T3□□	L60M4×8	T15
	2020K16			20	20	125	20	17	19			

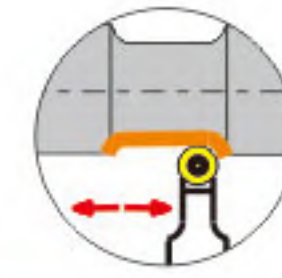
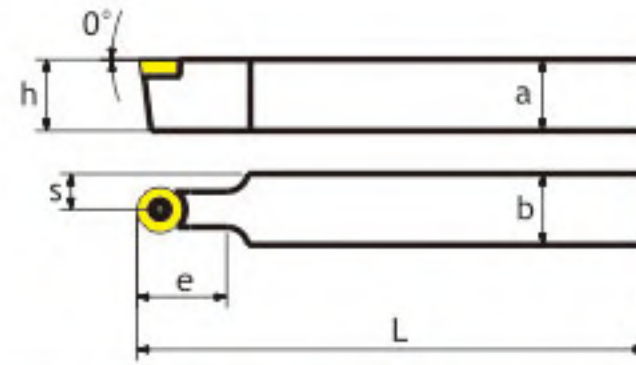
SWACR/L



Codes		Dimension(mm)								Insert	Screw	Wrench
		Stock 库存		a	b	L	h	s	e			
		R	L									
SWACR/L	1010E04			10	10	70	10	10.5	10	WC□X 0402□□	L60M2.5×5	T08
	1212F04			12	12	80	12	12.5	14			
	1616H06			16	16	100	16	16.5	20	WC□X 06T3□□	L60M3×7	T09
	2020K08			20	20	125	20	20.5	24	WC□X 0804□□	L60M4×8	T15

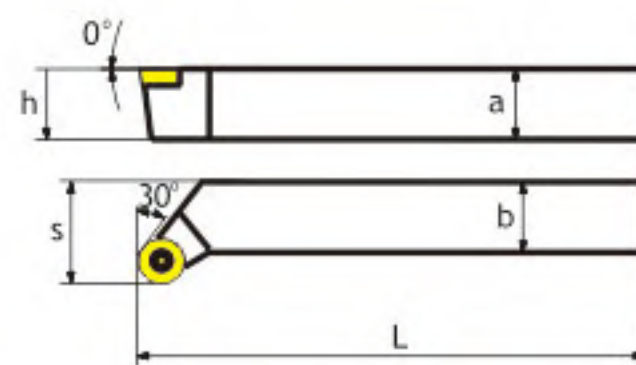


## SRDCN



Codes		Dimension(mm)							Insert	Screw	Wrench	Shim	Screw	Wrench
		Stock 库存	a	b	L	h	s	e						
SRDCN	2020K06		20	20	125	20	10	11	RC□T 0602□□	L60M2.5 × 5	T08	—	—	—
	2525M06		25	25	150	25	12.5	11						
	2020K08		20	20	125	20	10	16	RC□T 0803□□	L60M3 × 7	T09	—	—	—
	2525M08		25	25	150	25	12.5	16						
	2020K10		20	20	125	20	10	25	RC□T 10T3□□	L60M3.5 × 10	T15	—	—	—
	2525M10		25	25	150	25	12.5	25						
	2020K12		20	20	125	20	10	35	RC□T 1204□□	L60M3.5 × 12	T15	—	—	—
	2525M12		25	25	150	25	12.5	35						
	3225P12		32	25	170	32	16	35	RC□T 1606□□	L60M4 × 16	T20	R16BS	SM0604	S4
	2525M16		25	25	150	25	12.5	35						
	3232P16		32	32	170	32	16	40	RCMX2006	L60M5 × 16 - 8.1	T20	R20BS	SM0814	S5
	3232P20		32	32	170	32	16	40						
	4040S20		40	40	250	40	20	40						

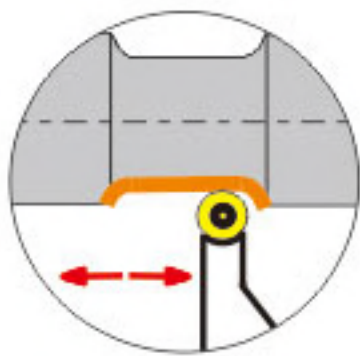
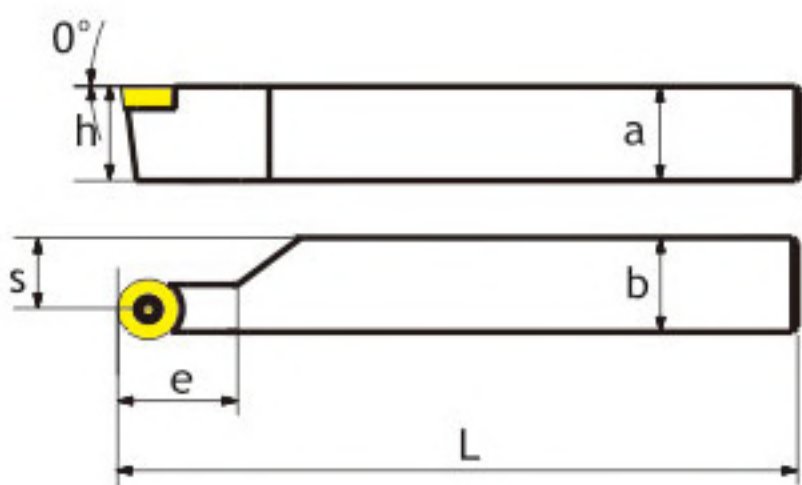
## SRGCR/L









Codes		Dimension(mm)							Insert	Screw	Wrench	Shim	Screw	Wrench
		Stock 库存	a	b	L	h	s							
SRGCR/L	2020K10		20	20	125	20	25		RC□T 10T3□□	L60M3.5 × 10	T15	—	—	—
	2525M10		25	25	150	25	32							
	2020K12		20	20	125	20	27		RC□T 1204□□	L60M3.5 × 12	T15	—	—	—
	2525M12		25	25	150	25	32							
	3225P12		32	25	170	32	32		RC□T 1606□□	L60M4 × 16	T20	R16BS	SM0604	S4
	2525M16		25	25	150	25	32							
	3232P16		32	32	170	32	40		RCMX2006	L60M5 × 16 - 8.1	T20	R20BS	SM0814	S5
	3232P20		32	32	170	32	40							
	4040S20		40	40	250	40	48							



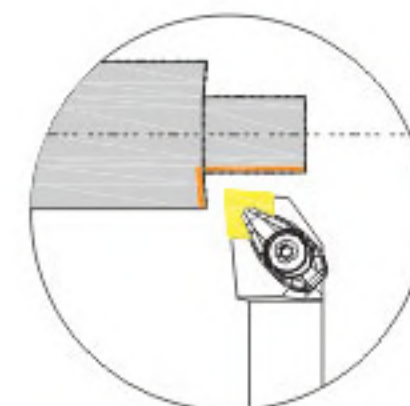
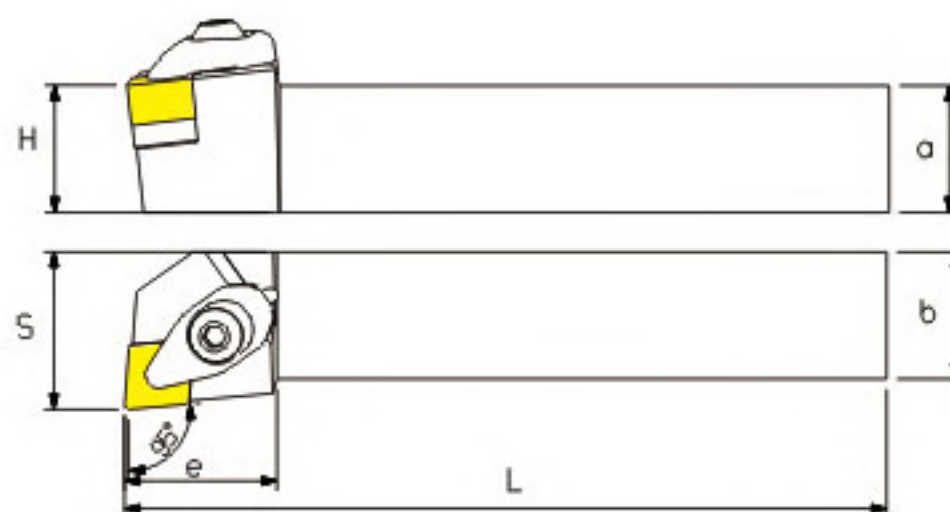
SRACR/L









Codes		Dimension(mm)						Insert	Screw	Wrench	Shim	Screw	Wrench
		Stock 库存	a	b	L	h	e						
SRACR/L	2020K06		20	20	125	20	15	RC-T 0602□□	L60M2.5 × 5	T08	—	—	—
	2525M06		25	25	150	25	23						
	2020K08		20	20	125	20	18	RC-T 0803□□	L60M3 × 7	T09	—	—	—
	2525M08		25	25	150	25	23						
	2020K10		20	20	125	20	20	RC-T 10T3□□	L60M3.5 × 10	T15	—	—	—
	2525M10		25	25	150	25	25						
	2020K12		20	20	125	20	28	RC-T 1204□□	L60M3.5 × 12	T15	—	—	—
	2525M12		25	25	150	25	28						
	3225P12		32	25	170	32	28	RC-T 1606□□	L60M4 × 16	T15	R16BS	SM0604	S4
	2525M16		25	25	150	25	35						
	3232P16		32	32	170	32	40						
	3232P20		32	32	170	32	40	RCMX2006	L60M5 × 16 – 8.1	T20	R20BS	SM0814	S5
	4040S20		40	40	250	40	55						

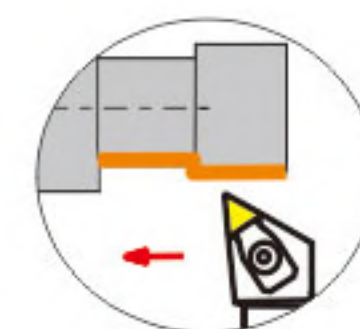
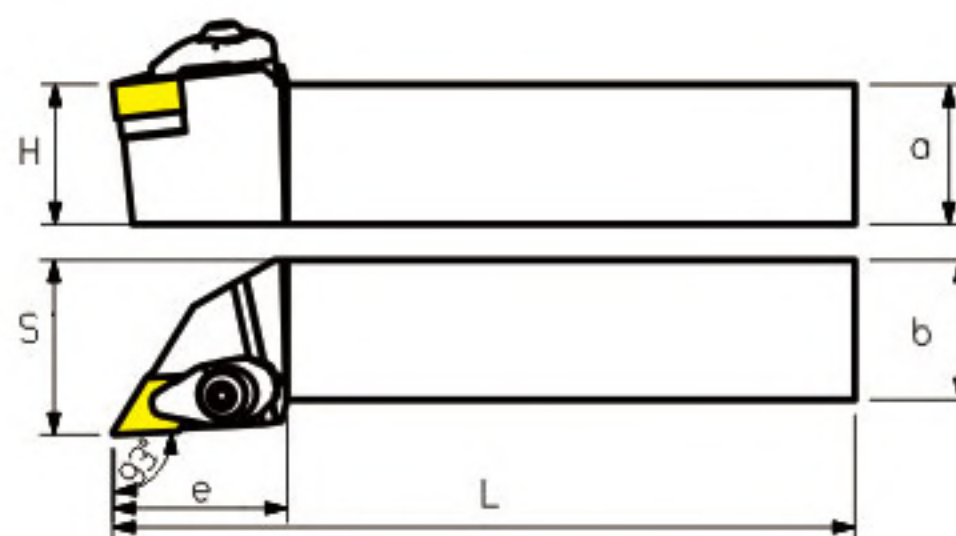








## CCLNR/L



Codes		Dimension(mm)							Insert	Shim	Wrench	Clamp	Clamp Screw	Screw	
		Stock 库存		a	b	L	h	s	e						
		R	L												
CCLNR/L	2020K12			20	20	125	20	26	32	CN □□ 1207□□	MC 1204	S4,S3	CCL2612	DM 0625	DSP 0612
	2525M12			25	25	150	25	31	31						
	2525M16			25	25	150	25	32	36	CN□□ 1606□□	MC 1604	S4	CCL2816	DM 0830	DSP 0812
	3225P16			32	25	170	32	32	36						

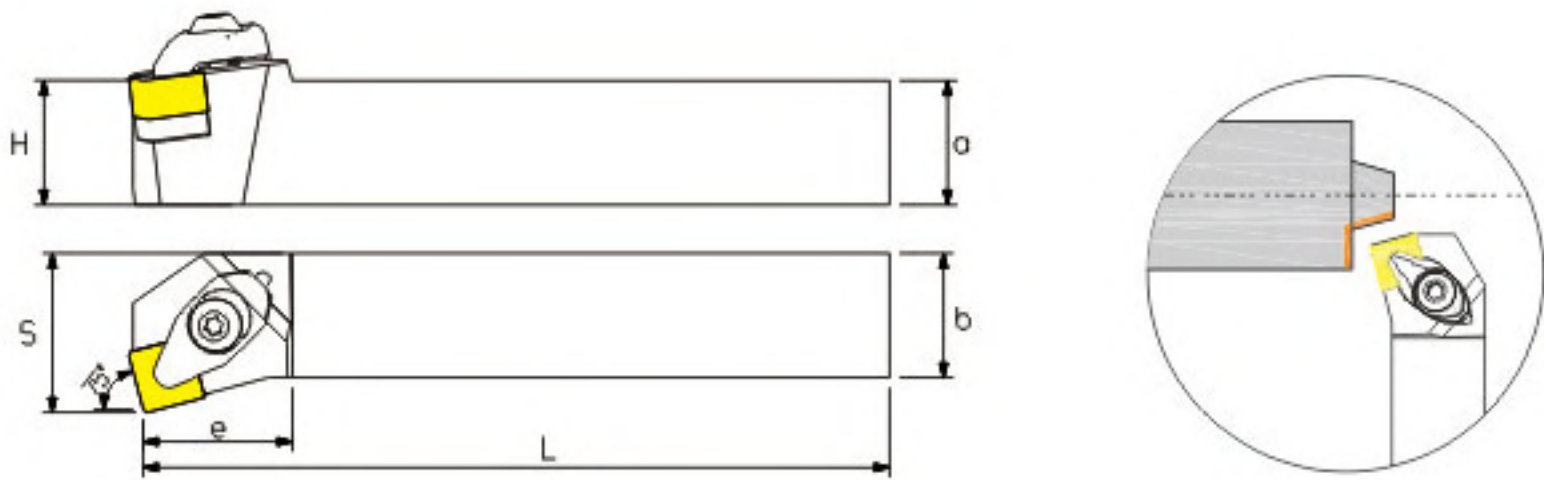
## CDJNR/L









Codes		Dimension(mm)								Insert	Shim	Wrench	Clamp	Clamp Screw	Screw
		Stock 库存		a	b	L	h	s	e						
		R	L												
CDJNR/L	2525M15			25	25	150	25	32	40	DN □□ 1507□□	MD 1504	S4,S3	CCL2612	DM 0625	DSP 0612
	3225P15			32	25	170	32	32	40						

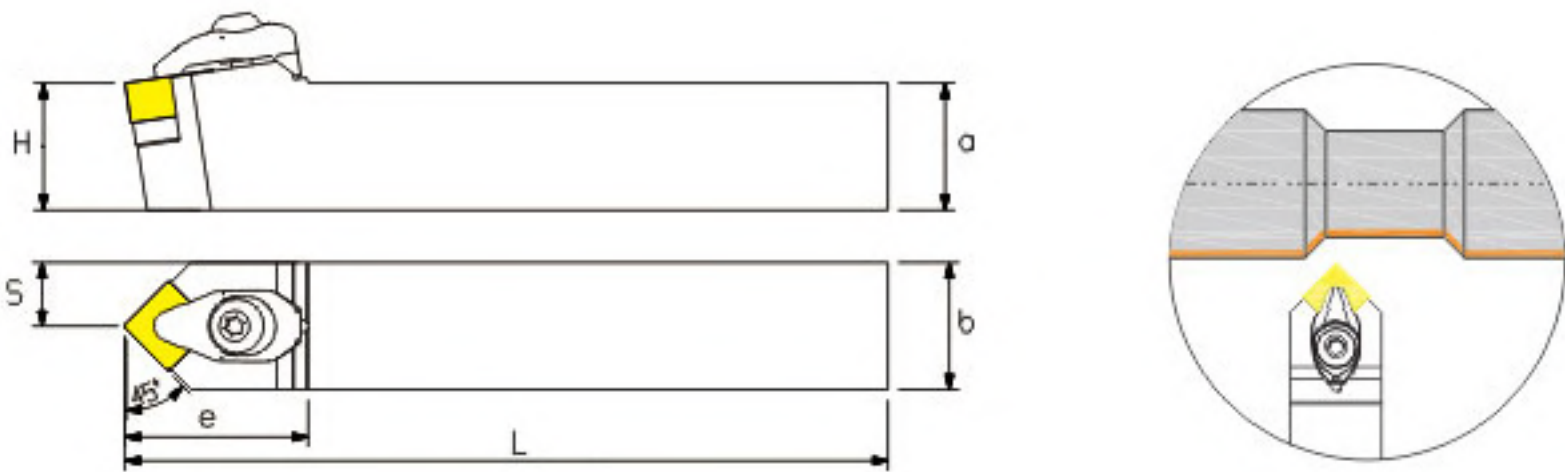








CSKNR/L



Codes		Dimension(mm)							Insert	Shim	Wrench	Clamp	Clamp Screw	Screw	
		Stock 库存		a	b	L	h	s	e						
		R	L												
CSKNR/L	2020K12			20	20	125	20	26	28	SN □□ 1207□□	MS 1204	S4,S3	CCL2612	DM 0625	DSP 0612
	2525M12			25	25	150	25	32	30						
	3225P12			32	25	170	32	32	30						

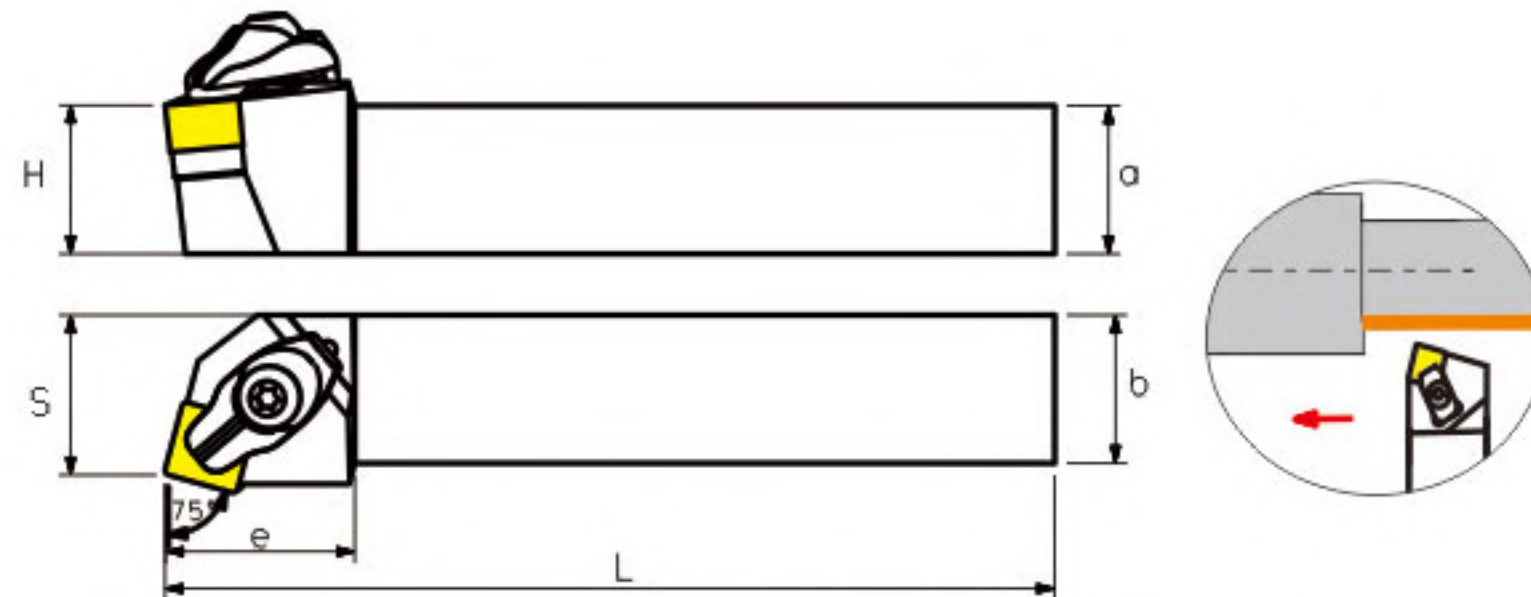
CSDNN









Codes		Dimension(mm)							Insert	Shim	Wrench	Clamp	Clamp Screw	Screw	
		Stock 库存		a	b	L	h	s	e						
		R	L												
CSDNN	2020K12			20	20	125	20	10	36	SN □□ 1207□□	MS 1204	S4,S3	CCL2612	DM 0625	DSP 0612
	2525M12			25	25	150	25	12.5	36						
	3225P12			32	25	170	32	12.5	36						

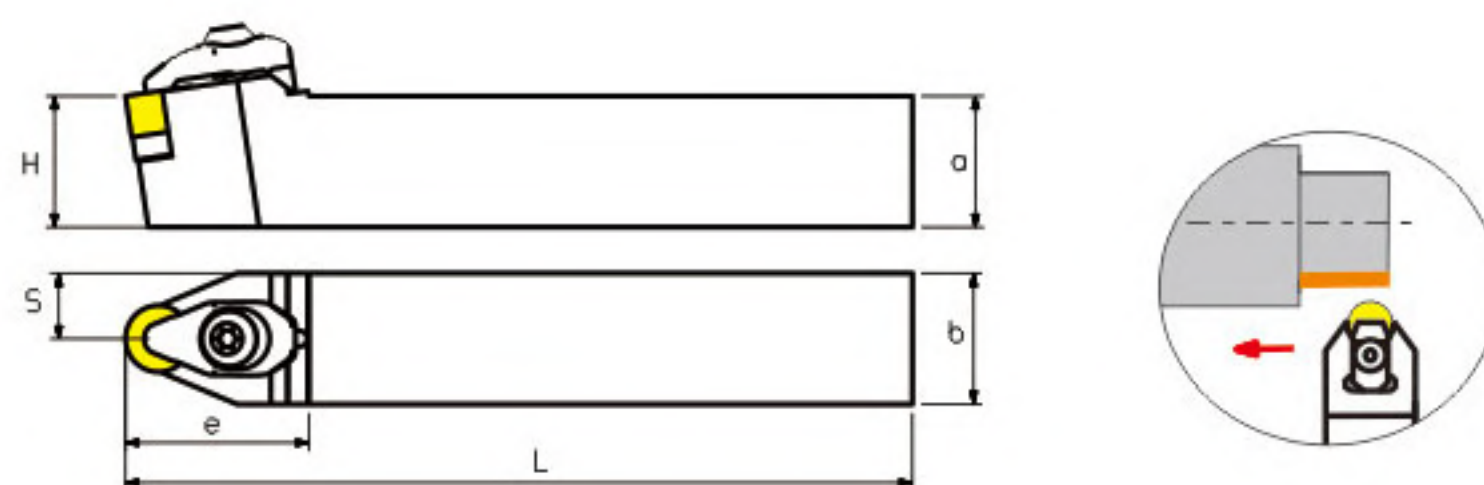


## CSRNR/L



Codes		Dimension(mm)								Insert	Shim	Wrench	Clamp	Clamp Screw	Screw
		Stock 库存		a	b	L	h	s	e						
		R	L												
CSRNR/L	2020K12			20	20	125	20	22	32	SN □□ 1207□□	MS 1204	S4,S3	CCL2612	DM 0625	DSP 0612
	2525M12			25	25	150	25	27	32						
	3225P12			32	25	170	32	27	32						
	3225P15			32	25	170	32	32	40	SN □□ 1507□□	MS 1504	S4	CCL2816	DM 0830	DSP 0812
	4040R15			40	40	200	40	43	40						

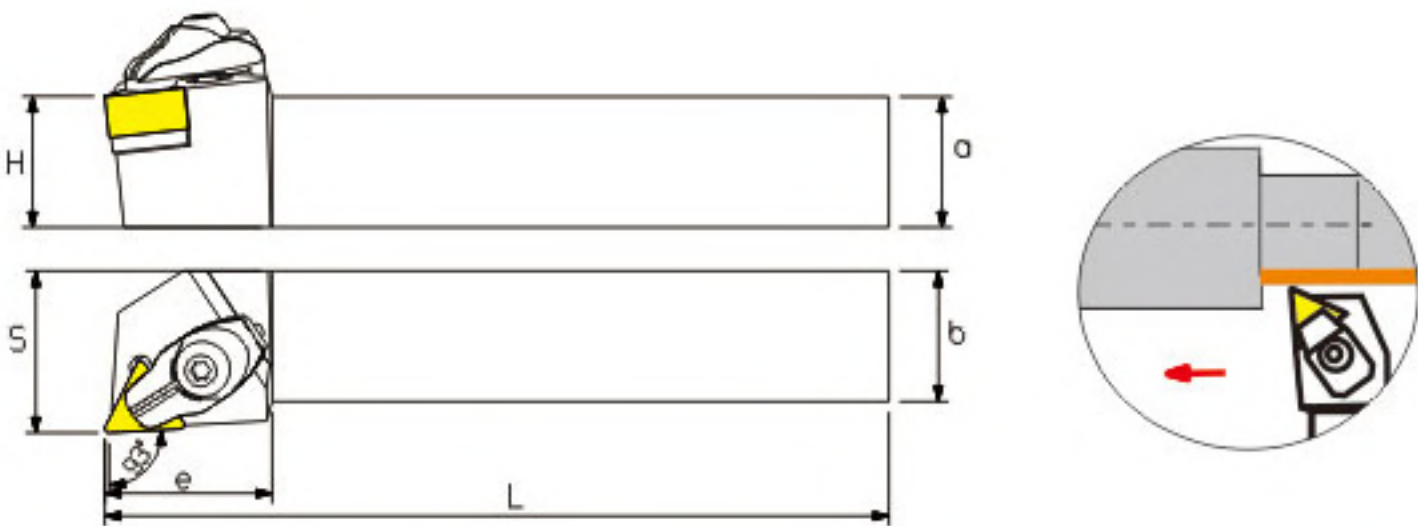
## CRDNN









Codes		Dimension(mm)							Insert	Shim	Wrench	Clamp	Clamp Screw	Screw	
		Stock 库存		a	b	L	h	s	e						
		R	L												
CRDNN	2020K12			20	20	125	20	10	36	RN □□ 1207□□	MR1204	S3,S4	CCL2612	DM 0625	DSP 0612
	2525M12			25	25	150	25	12.5	36						
	3225P12			32	25	170	32	12.5	36						

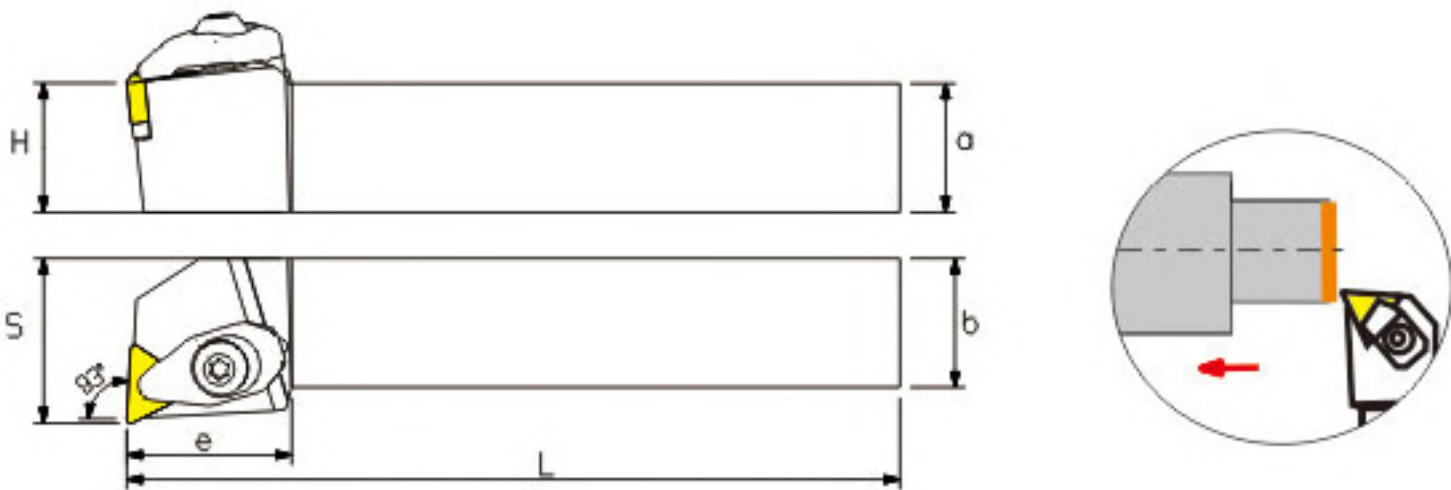








CTJNR/L



Codes		Dimension(mm)							Insert	Shim	Wrench	Clamp	Clamp Screw	Screw	
		Stock 库存		a	b	L	h	s	e						
		R	L												
CTJNR/L	2020K16			20	20	125	20	26	32	TN □□ 1607□□	MT 1603	S4,S3	CCL2612	DM 0625	DSP 0510
	2525M16			25	25	150	25	31	32						

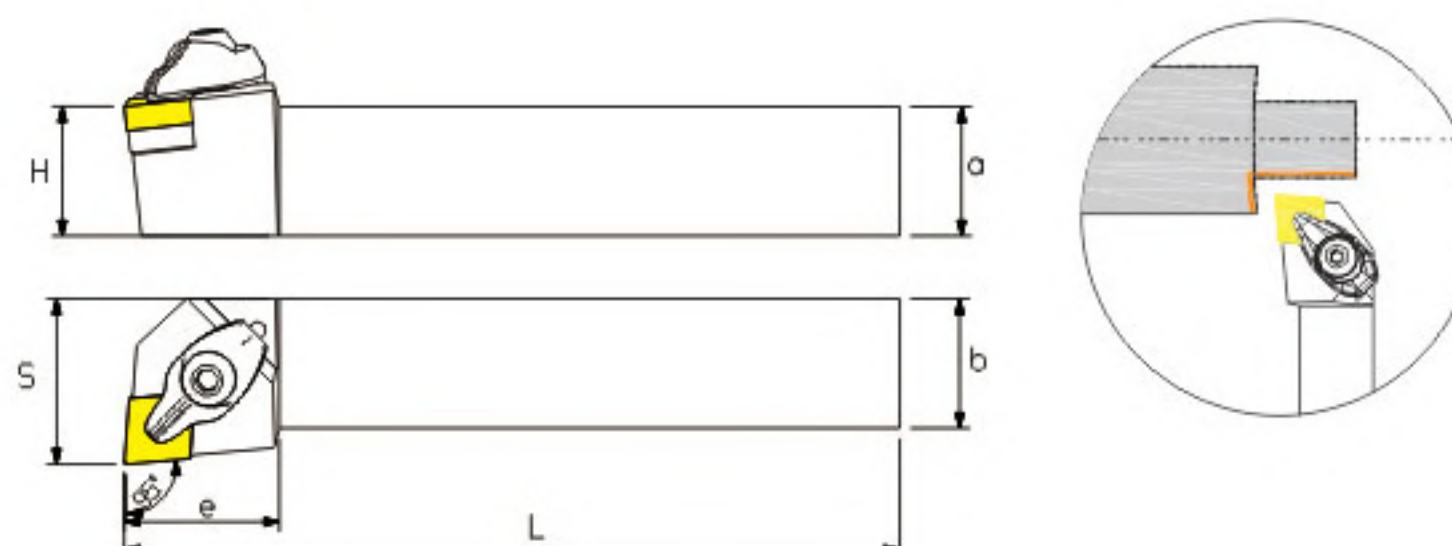

CTUNR/L









Codes		Dimension(mm)							Insert	Shim	Wrench	Clamp	Clamp Screw	Screw	
		Stock 库存		a	b	L	h	s	e						
		R	L												
CTUNR/L	2020K16			20	20	125	20	25	32	TN □□ 1607□□	MT 1603	S4,S3	CCL2612	DM 0625	DSP 0510
	2525M16			25	25	150	25	32	32						

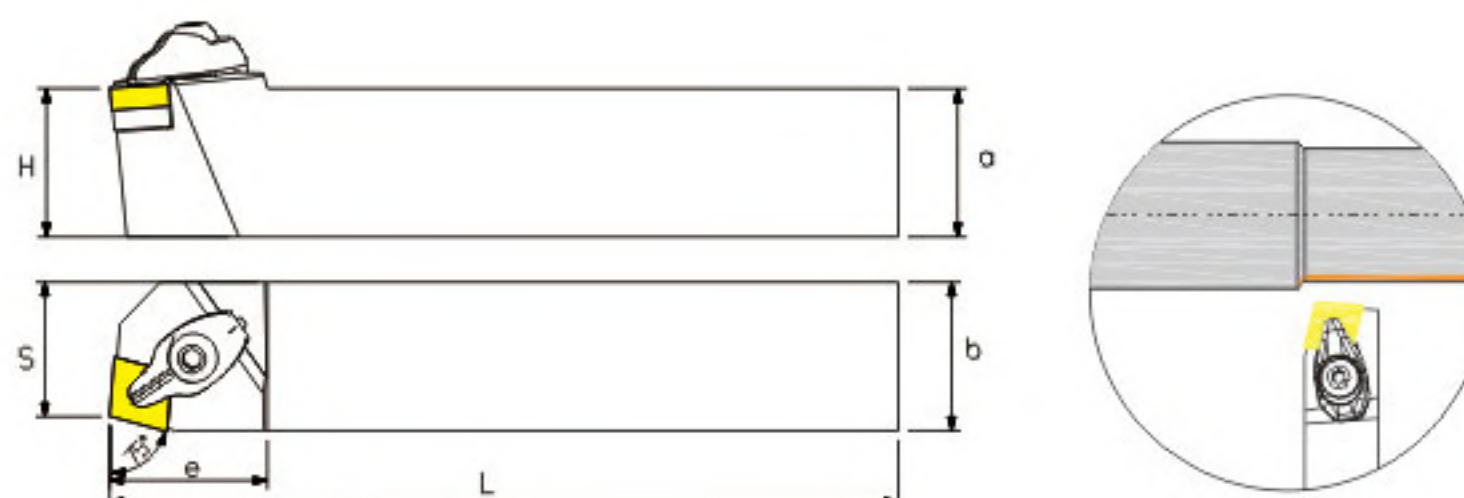








## DCLNR/L



Codes		Dimension(mm)							Insert	Shim	Wrench	Clamp	Clamp Screw	Screw	
		Stock 库存		a	b	L	h	s	e						
		R	L												
DCLNR/L	2020K12			20	20	125	20	27	32	CN □□ 1204□□	MC 1204	S4 , S3	DCL2612	DM 0625	DSP 0612
	2525M12			25	25	150	25	32	30						
	3232P12			32	32	170	32	39	30						

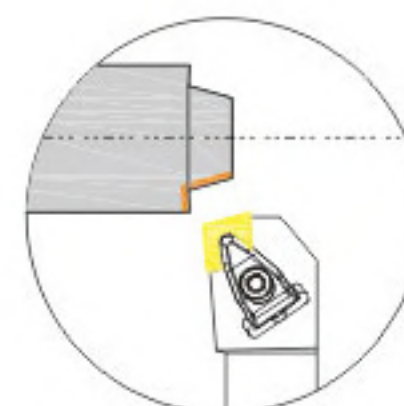
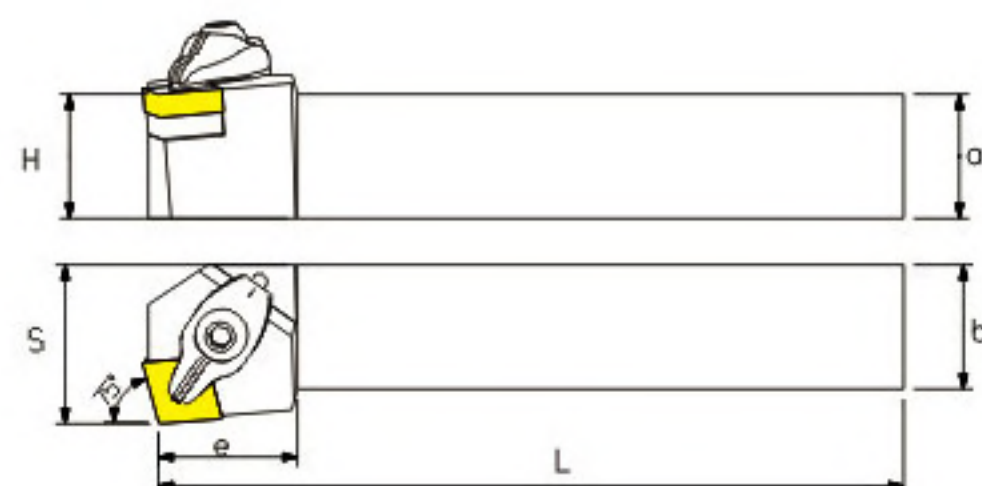
## DCBNR/L









Codes		Dimension(mm)							Insert	Shim	Wrench	Clamp	Clamp Screw	Screw	
		Stock 库存		a	b	L	h	s	e						
		R	L												
DCBNR/L	2020K12			20	20	125	20	17	34	CN □□ 1204□□	MC 1204	S4 , S3	DCL2612	DM 0625	DSP 0612
	2525M12			25	25	150	25	22	36						
	3232P12			32	32	170	32	29	34						

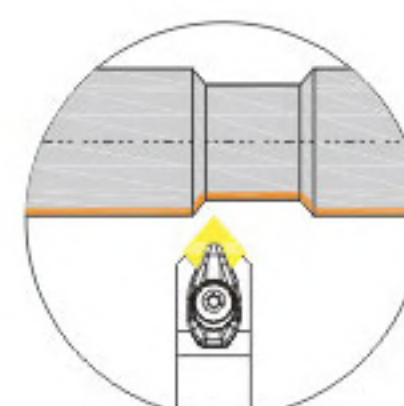
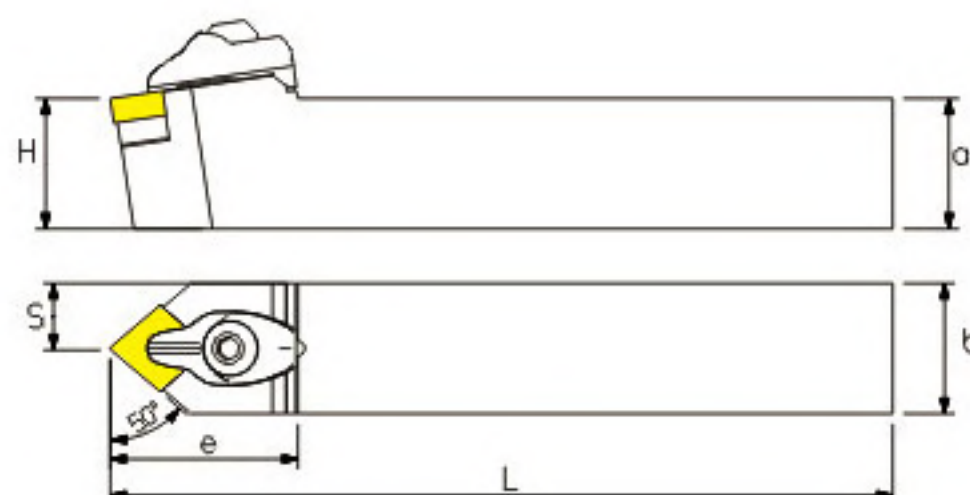









## DCKNR/L



Codes		Dimension(mm)								Insert	Shim	Wrench	Clamp	Clamp Screw	Screw
		Stock 库存		a	b	L	h	s	e						
		R	L												
DCKNR/L	2020K12			20	20	125	20	26	28	CN □□ 1204□□	MC 1204	S3、S4	DCL2612	DM 0625	DSP 0612
	2525M12			25	25	150	25	32	28						
	3232P12			32	32	170	32	39	28						

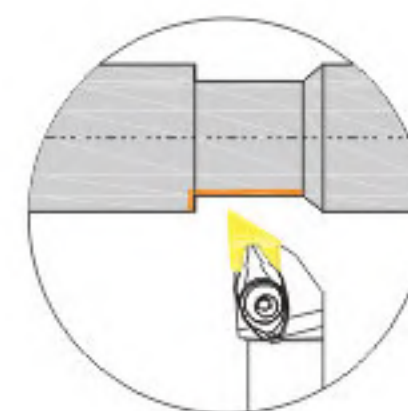
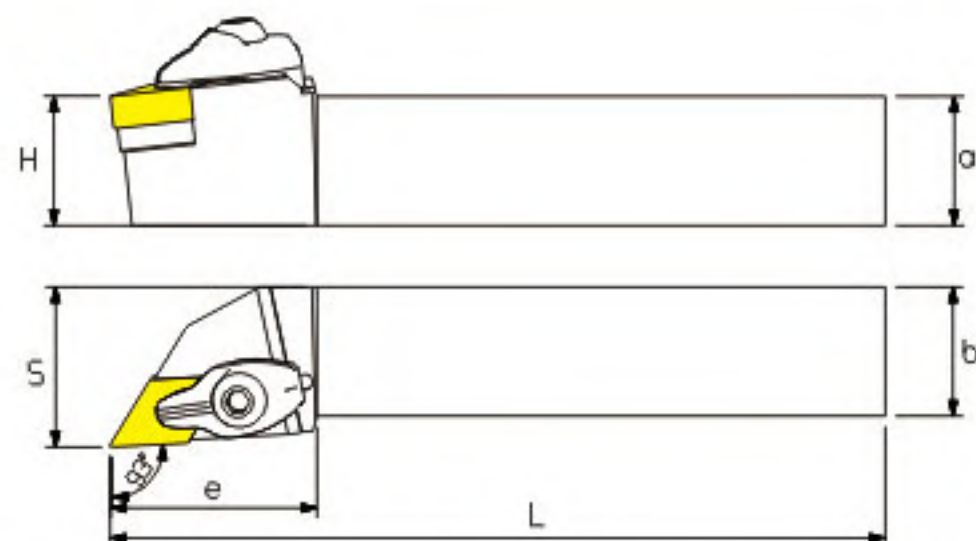
## DCMNN



Codes		Dimension(mm)								Insert	Shim	Wrench	Clamp	Clamp Screw	Screw
		Stock 库存		a	b	L	h	s	e						
		R	L												
DCMNN	2020K12			20	20	125	20	10	36	CN □□ 1204□□	MC 1204	S3、S4	DCL2612	DM 0625	DSP 0612
	2525M12			25	25	150	25	12.5	36						
	3232P12			32	32	170	32	16	36						

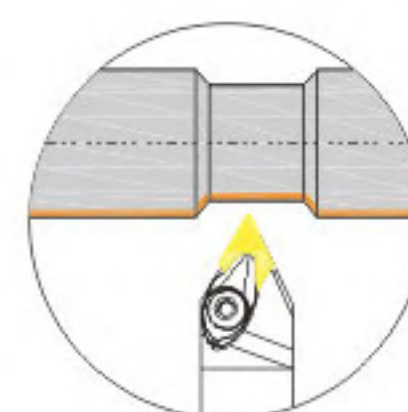
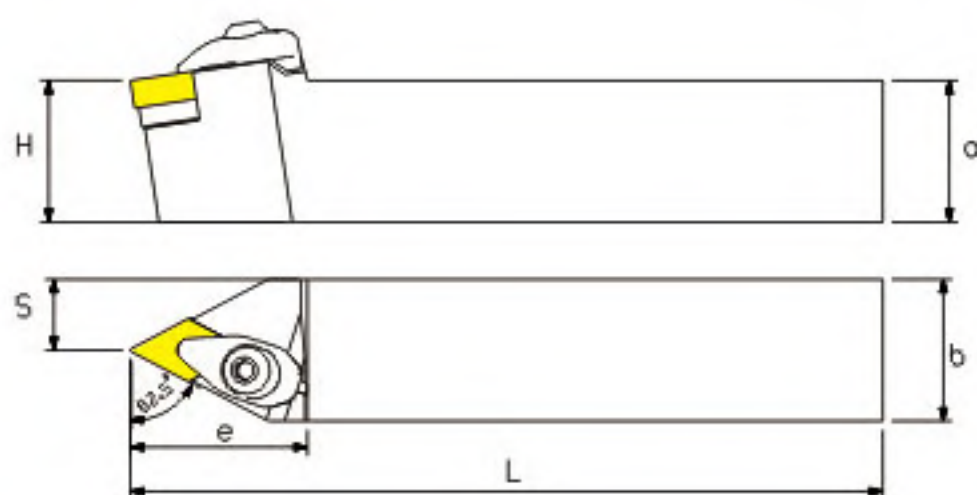



## DDJNR/L



Codes		Dimension(mm)								Insert	Shim	Wrench	Clamp	Clamp Screw	Screw
		Stock 库存		a	b	L	h	s	e						
		R	L												
DDJNR/L	2020K11			20	20	125	20	25	32	DN □□ 1104□□	MD 1103	S3	DCL2211	DM 0520	DSP 0510
	2525M11			25	25	150	25	30	32						
	2020K1504			20	20	125	20	25	40	DN□□ 1504□□	MD 1504	S4 , S3	DCL2612	DM 0625	DSP 0612
	2525M1504			25	25	150	25	31	40						
	3232P1504			32	32	170	32	39	40	DN□□ 1506□□	MD 1504	S4 , S3	DCL2612	DM 0625	DSP 0612
	2020K1506			20	20	125	20	25	40						
	2525M1506			25	25	150	25	31	40						
	3232P1506			32	32	170	32	39	40						

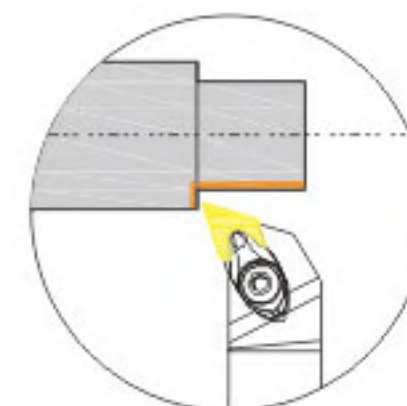
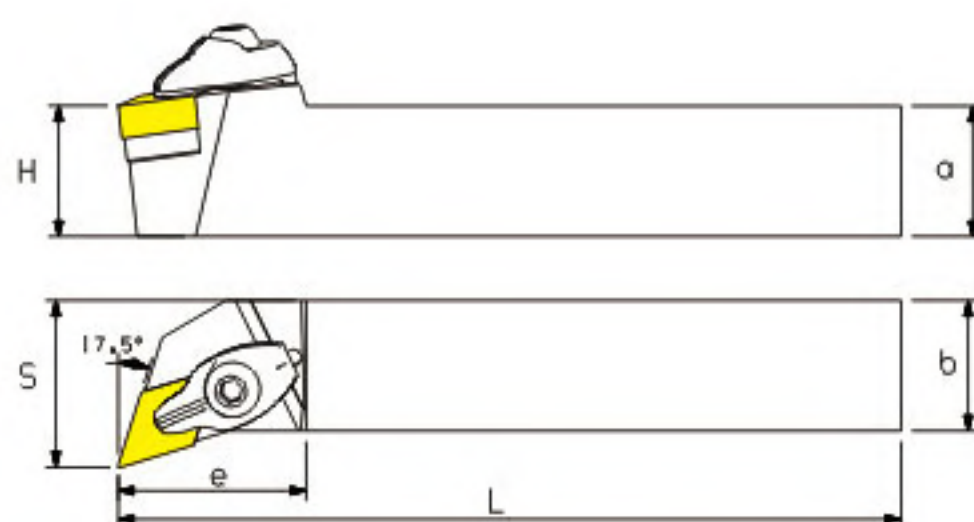
## DDPNN








Codes		Dimension(mm)								Insert	Shim	Wrench	Clamp	Clamp Screw	Screw
		Stock 库存		a	b	L	h	s	e						
		R	L												
DDPNN	2020K11			20	20	125	20	10	32	DN □□ 1104□□	MD 1103	S3	DCL2211	DM 0520	DSP 0510
	2525M11			25	25	150	25	12.5	36						
	2020K1504			20	20	125	20	10	36	DN□□ 1504□□	MD 1504	S4 , S3	DCL2612	DM 0625	DSP 0612
	2525M1504			25	25	150	25	12.5	36						
	3232P1504			32	32	170	32	16	36	DN□□ 1506□□	MD 1504	S4 , S3	DCL2612	DM 0625	DSP 0612
	2020K1506			20	20	125	20	10	36						
	2525M1506			25	25	150	25	12.5	36						
	3232P1506			32	32	170	32	16	36						

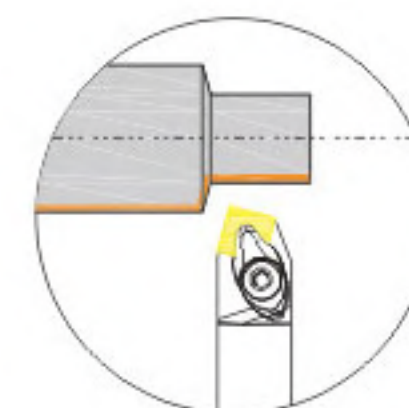
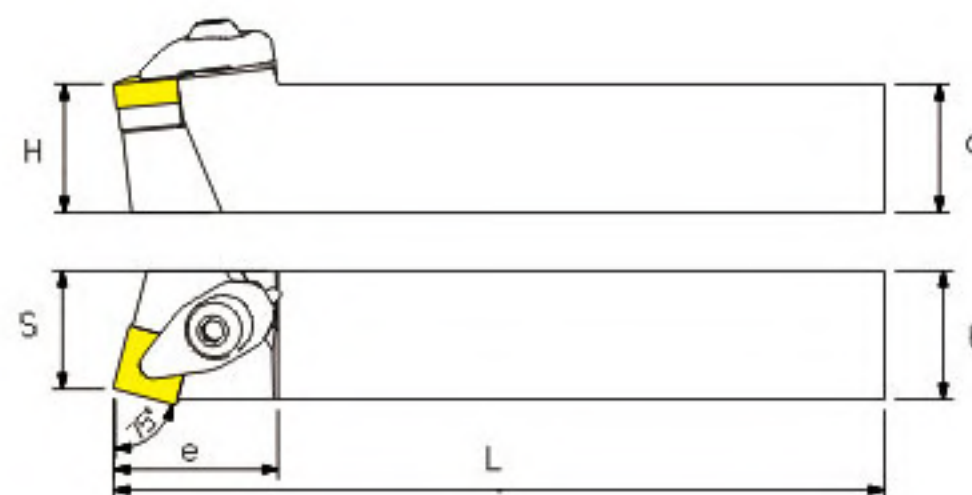








## DDQNR/L



Codes		Dimension(mm)							Insert	Shim	Wrench	Clamp	Clamp Screw	Screw	
		Stock 库存		a	b	L	h	s	e						
		R	L												
DDQNR/L	2020K11			20	20	125	20	25	28	DN □□ 1104□□	MD 1103	S4 , S3	DCL2211	DM 0520	DSP 0510
	2525M11			25	25	150	25	31	28						
	2020K1504			20	20	125	20	26	36	DN□□ 1504□□	MD 1504	S4 , S3	DCL2612	DM 0625	DSP 0612
	2525M1504			25	25	150	25	32	36						
	3232P1504			32	32	170	32	38	36	DN□□ 1506□□	MD 1504	S4 , S3	DCL2612	DM 0625	DSP 0612
	2020K1506			20	20	125	20	26	36						
	2525M1506			25	25	150	25	32	36						
	3232P1506			32	32	170	32	38	36						

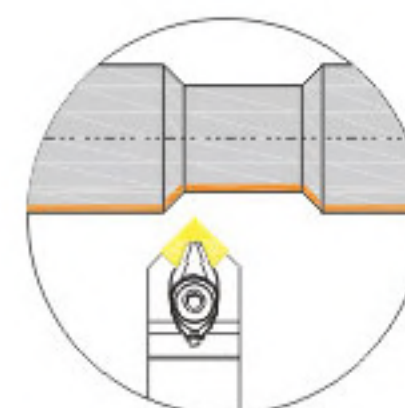
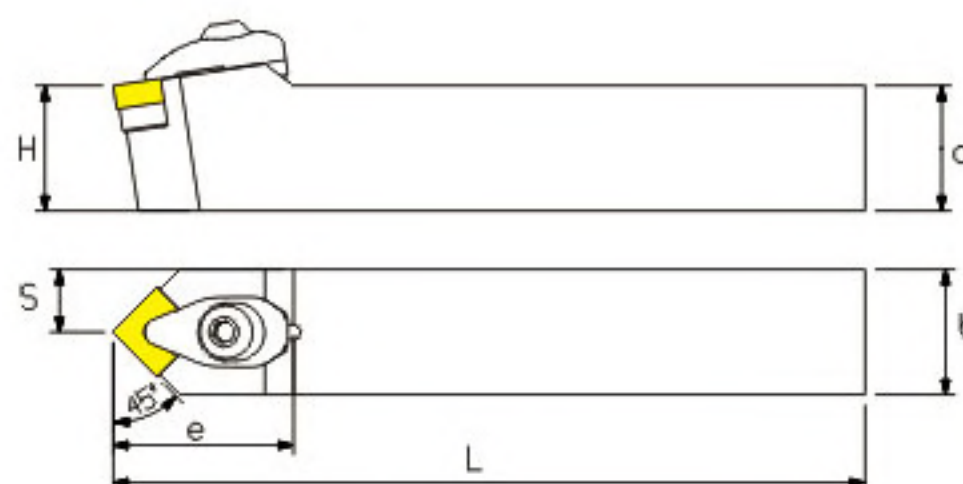
## DSBNR/L









Codes		Dimension(mm)								Insert	Shim	Wrench	Clamp	Clamp Screw	Screw
		Stock 库存		a	b	L	h	s	e						
		R	L												
DSBNR/L	2020K12			20	20	125	20	18	34	SN □□ 1204□□	MS 1204	S3,S4	DCL 2612	DM 0625	DSP 0612
	2525M12			25	25	150	25	23	32						
	3232P12			32	32	170	32	30	33						

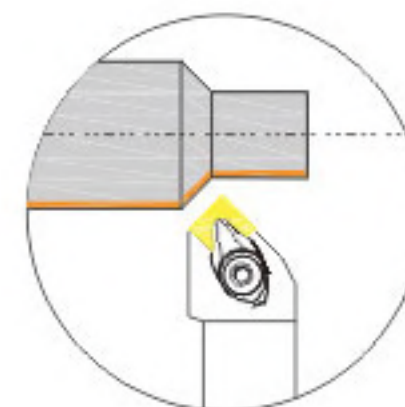
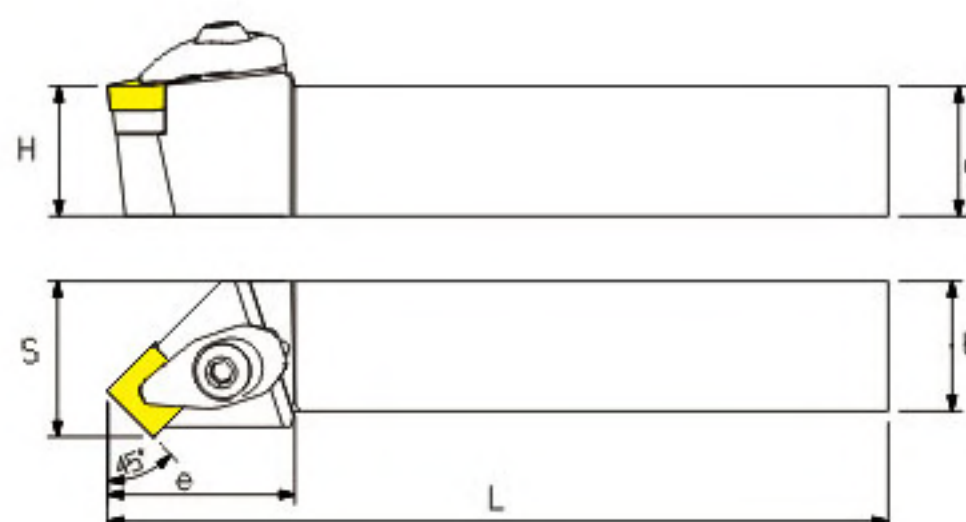








## DSDNN



Codes		Dimension(mm)								Insert	Shim	Wrench	Clamp	Clamp Screw	Screw
		Stock 库存		a	b	L	h	s	e						
		R	L												
DSDNN	2020K12			20	20	125	20	10	36	SN □□ 1204□□	MS 1204	S3,S4	DCL 2612	DM 0625	DSP 0612
	2525M12			25	25	150	25	12.5	36						
	3232P12			32	32	170	32	12.5	36						

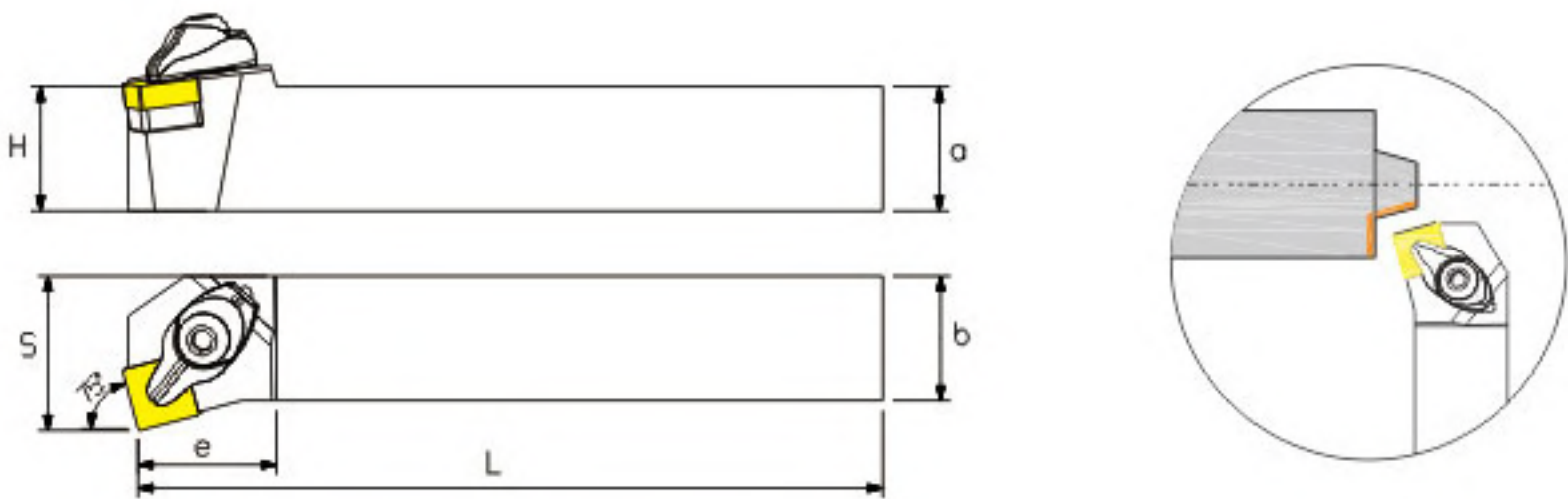
## DSSNR/L









Codes		Dimension(mm)							Insert	Shim	Wrench	Clamp	Clamp Screw	Screw	
		Stock 库存		a	b	L	h	s	e						
		R	L												
DSSNR/L	2020K12			20	20	125	20	25	36	SN □□ 1204□□	MS 1204	S3,S4	DCL 2612	DM 0625	DSP 0612
	2525M12			25	25	150	25	30	35						
	3232P12			32	32	170	32	38	35						

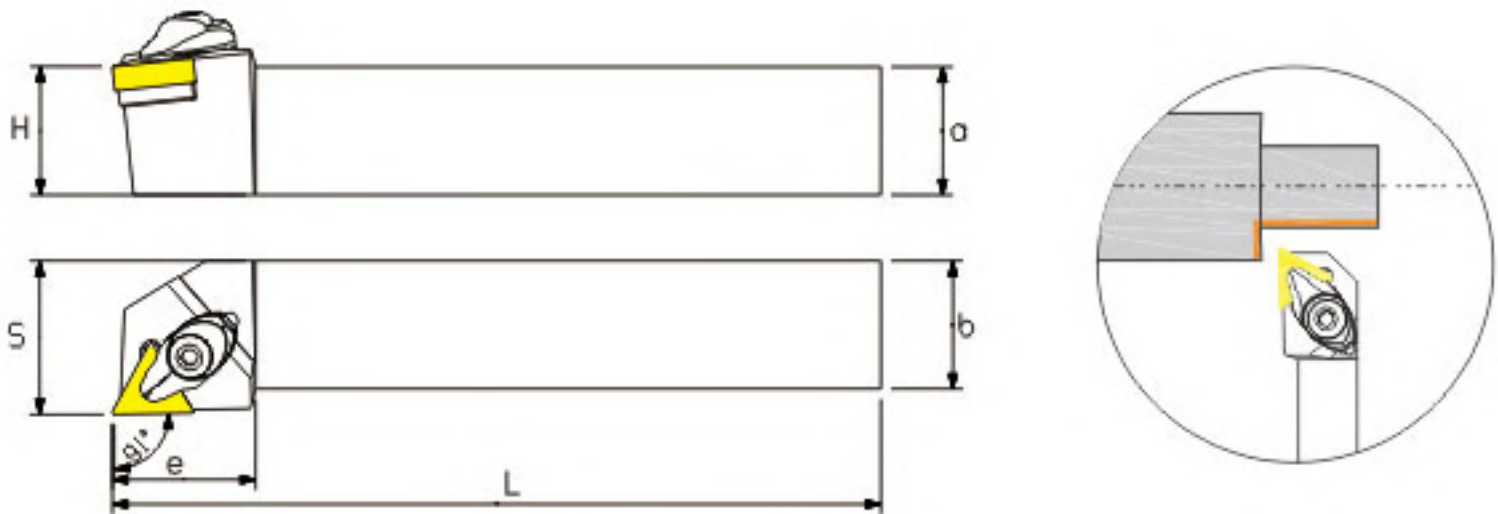








DSKNR/L



Codes		Dimension(mm)							Insert	Shim	Wrench	Clamp	Clamp Screw	Screw	
															
		Stock 库存													
		R	L	a	b	L	h	s	e						
DSKNR/L	2020K12			20	20	125	20	26	28	SN □□ 1204□□	MS 1204	S3,S4	DCL 2612	DM 0625	DSP 0612
	2525M12			25	25	150	25	36	28						
	3232P12			32	32	170	32	38	32						

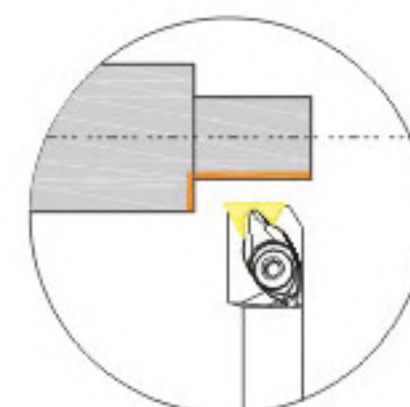
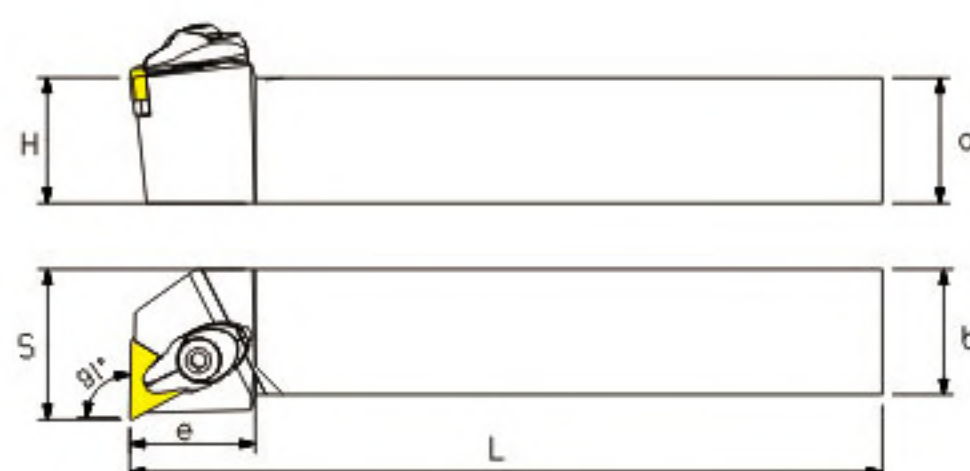
DTGNR



Codes		Dimension(mm)							Insert	Shim	Wrench	Clamp	Clamp Screw	Screw		
																
		Stock 库存			a	b	L	h	s	e						
DTGNR	2020K16				20	20	125	20	24	28	TN □□ 1604□□	MT 1603	S3	DCL 2211	DM 0520	DSP 0510
	2525M16				25	25	150	25	30	28						
	3225P16				32	25	170	32	30	28						
	3232P16				32	32	170	32	38	32						

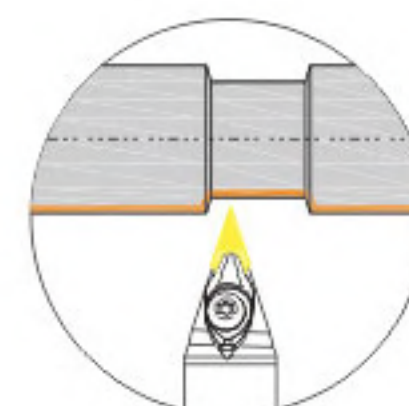
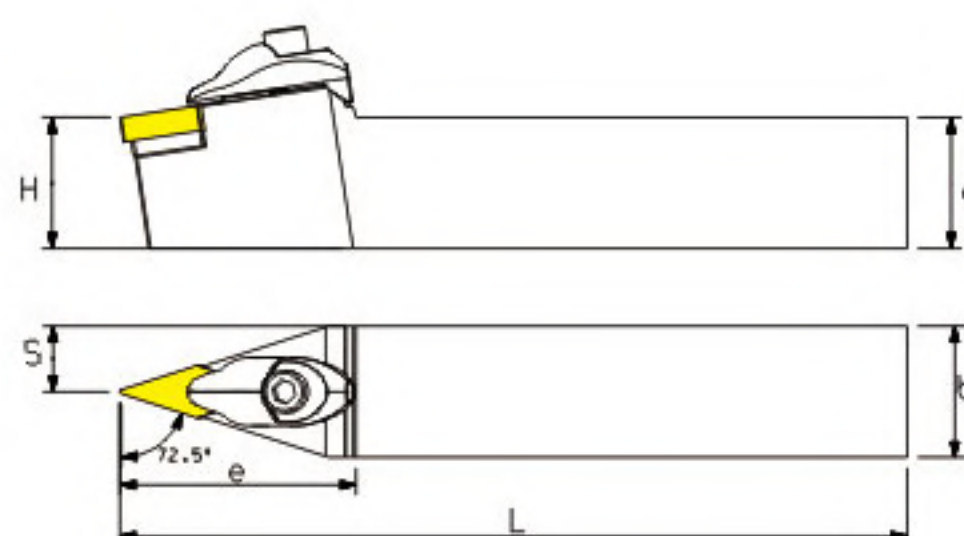



## DTFNR



Codes		Dimension(mm)							Insert	Shim	Wrench	Clamp	Clamp Screw	Screw
		Stock 库存	a	b	L	h	s	e						
DTFNR/L	2020K16	● ●	20	20	125	20	25	28	TN □ 1604□□	MT 1603	S3	DCL 2211	DM 0520	DSP 0510
	2525M16	● ●	25	25	150	25	30	26						
	3225P16	● ●	32	25	170	32	30	26						
	3232P16	● ●	32	32	170	32	38	26						

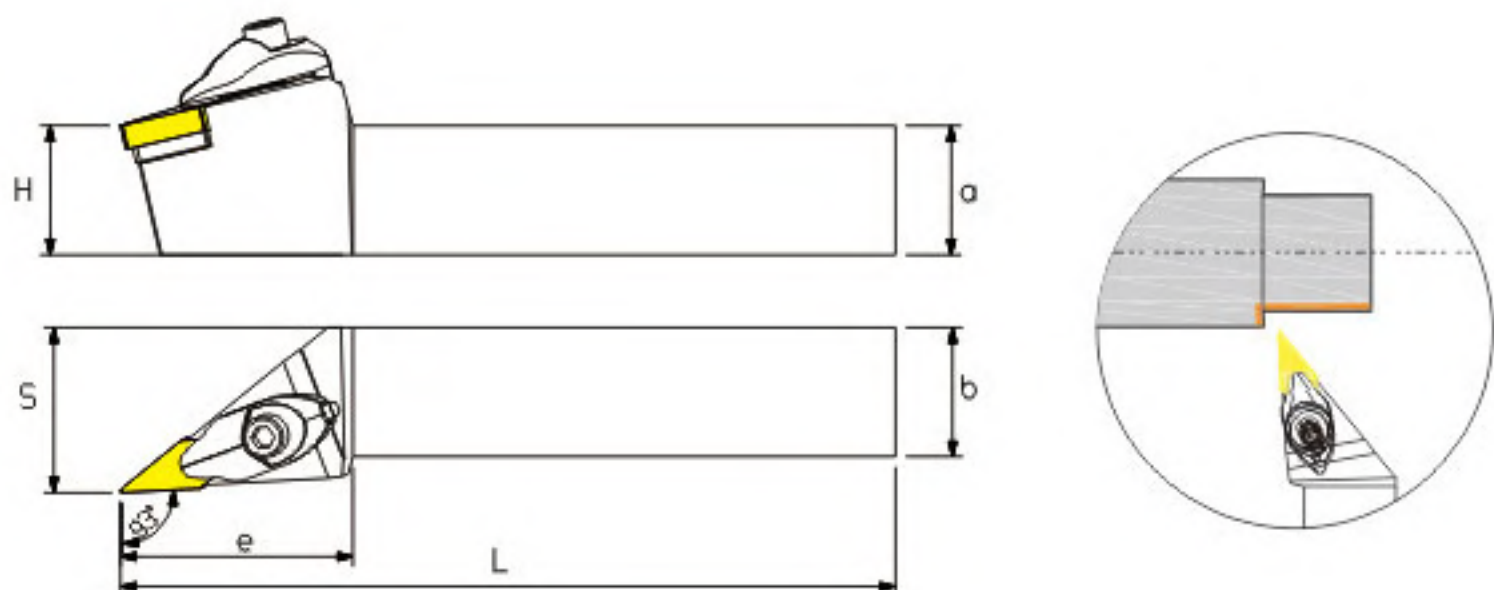
## DVVNN









Codes		Dimension(mm)							Insert	Shim	Wrench	Clamp	Clamp Screw	Screw
		Stock 库存	a	b	L	h	s	e						
DVVNN	2020K16		20	20	125	20	10	45	VN □ 1604□□	MV 1603	S3	DCL 3113	M5X25 (内六角)	DSP 0510
	2525M16		25	25	150	25	12.5	45						
	3225P16		32	25	170	32	12.5	45						
	3232P16		32	32	170	32	16	45						

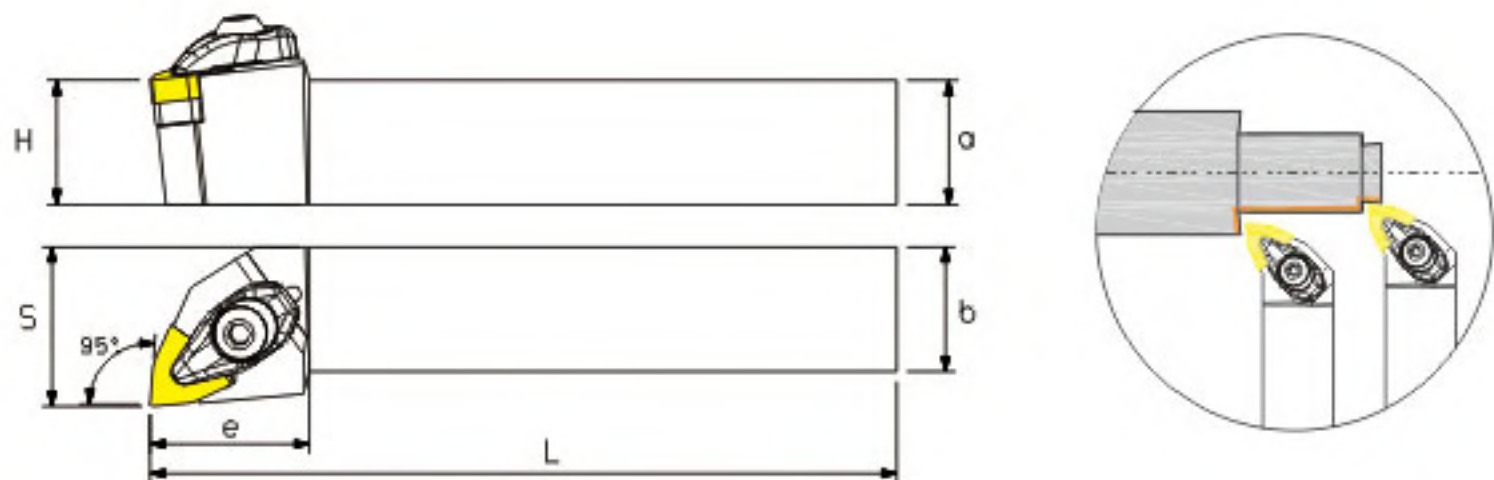








DVJNR



Codes		Dimension(mm)							Insert	Shim	Wrench	Clamp	Clamp Screw	Screw
		Stock 库存	a	b	L	h	s	e						
DVJNR/L	2020K16		20	20	125	20	26	45	VN □□ 1604□□	MV 1603	S3,S4	DCL 3113	M5X25 (内六角)	DSP 0510
	2525M16		25	25	150	25	32	45						
	3225P16		32	25	170	32	32	45						
	3232P16		32	32	170	32	40	45						

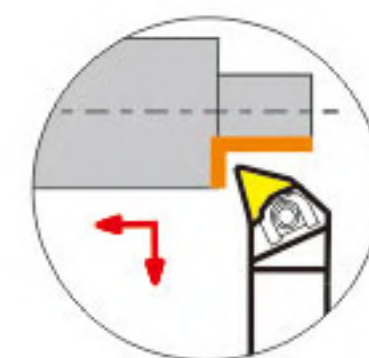
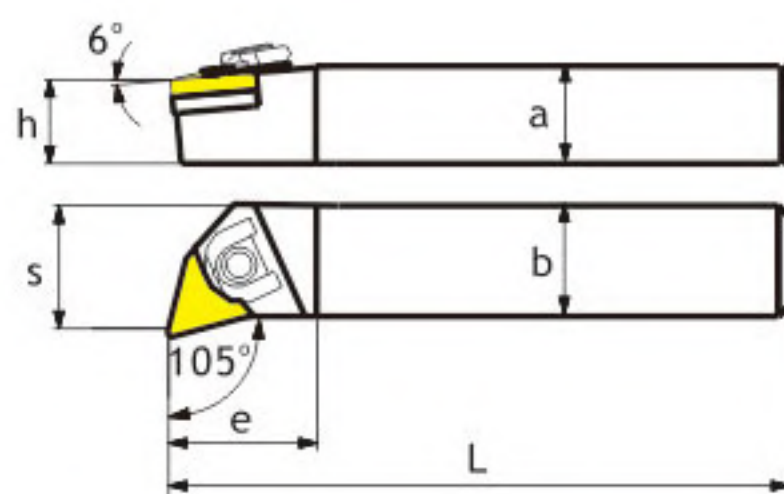

DWLNR









Codes		Dimension(mm)							Insert	Shim	Wrench	Clamp	Clamp Screw	Screw
		Stock 库存	a	b	L	h	s	e						
DWLNR/L	2020K08		20	20	125	20	25	32	WN □□ 0804□□	MW 0804	S4 S3	DCL 2612	DM 0625	DSP 0612
	2525M08		25	25	150	25	32	31						
	3225P08		32	25	170	32	32	31						
	3232P08		32	32	170	32	39	31						
	2020K06		20	20	125	20	25	25	WN □□ 0603□□	MW 0603	S3	DCL 2211	DM 0520	DSP 0510
	2525M06		25	25	150	25	30	25						

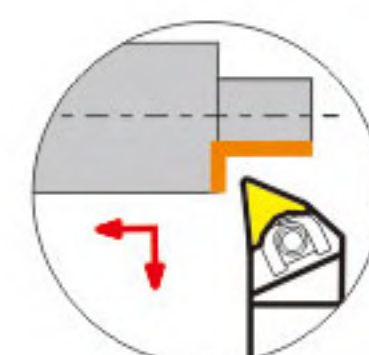
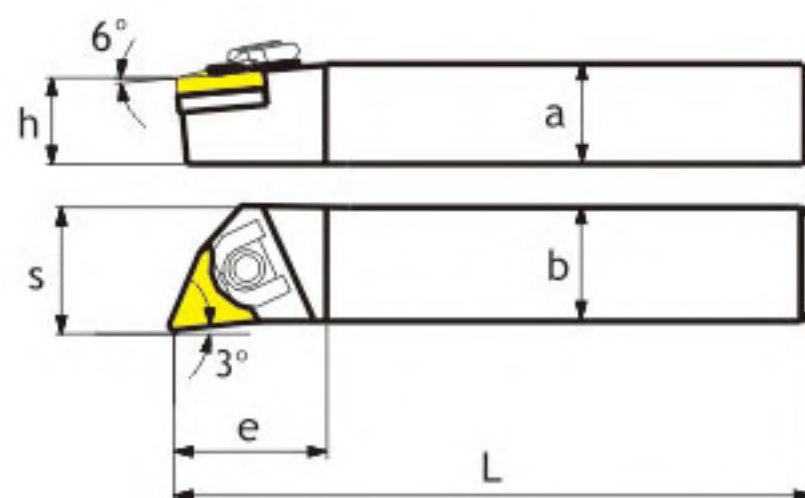









## WTQNR/L



Codes		Dimension(mm)								Insert	Screw	Shim	Wrench	Clamp	Clamp Stud	
		Stock 库存		a	b	L	h	s	e							
		R	L													
WTQNR/L	2020K16			20	20	125	20	30	27	TN□□ 1604□□	WM0525	MT 1603	S2.5 S4	WTL16	SZ 0515	
	2525M16			25	25	150	25	35	27							
	3232P16			32	32	170	32	45	32							
	2525M22			25	25	150	25	38	36	TN□□ 2204□□						
	3232P22			32	32	170	32	45	36					MT 2204	WTL 22	SZ 0618

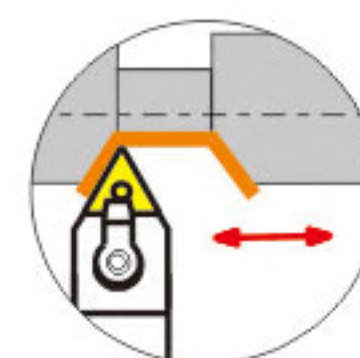
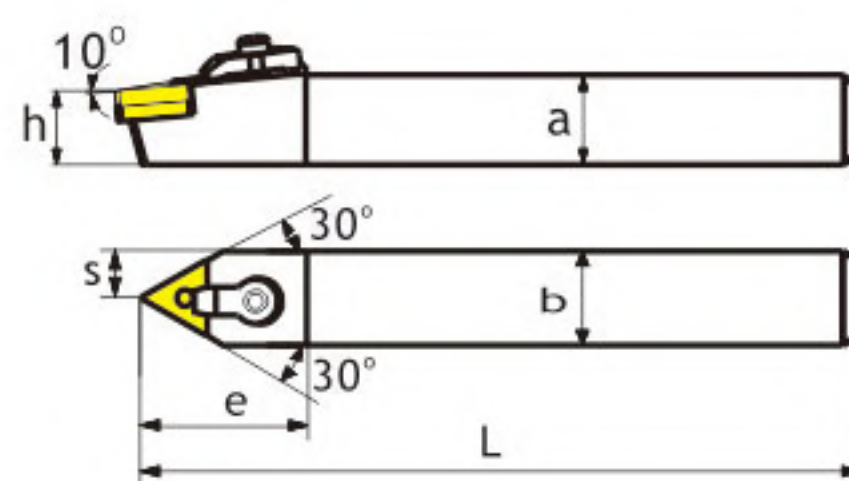
## WTJNR/L








Codes		Dimension(mm)							Insert	Screw	Shim	Wrench	Clamp	Clamp Stud	
		Stock 库存		a	b	L	h	s	e						
		R	L												
WTJNR/L	1316H16			13	16	125	31	20	20	TN□□ 1604□□	WM0525	MT 1603	S2.5 S4	WTL16	SZ 0515
	1616K16			16	16	125	31	22	32						
	2020K16			20	20	125	31	25	32						
	2525M16			25	25	150	31	32	32						
	3232P16			32	32	170	31	39	36						
	2525M22			25	25	150	25	32	38	TN□□ 2204 □□		MT 2204		WTL 22	SZ 0618
	3232P22			32	32	170	32	39	38						

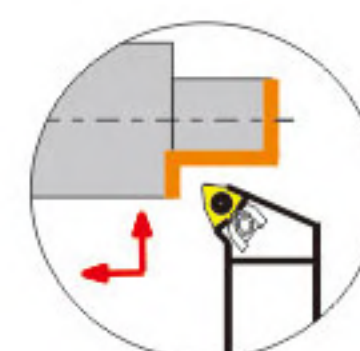
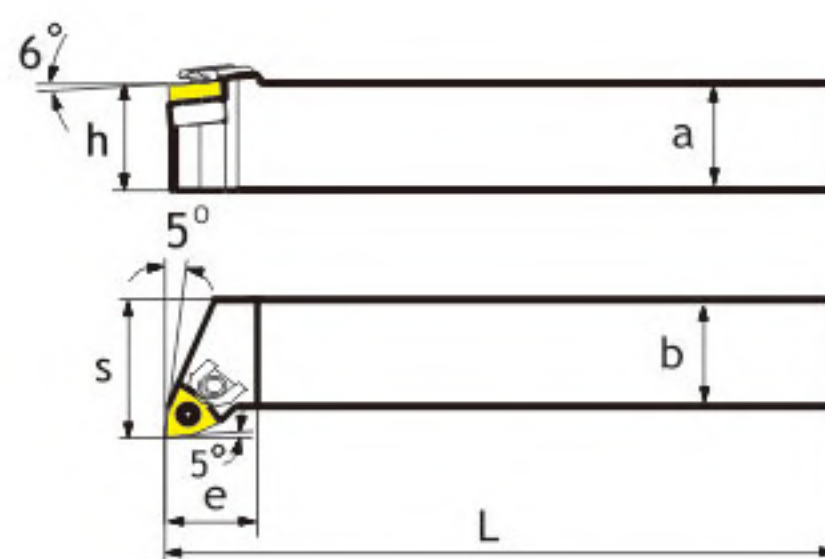








## WTENN



Codes		Dimension(mm)								Insert	Screw	Shim	Wrench	Clamp	Clamp Stud
		Stock 库存		a	b	L	h	s	e						
		R	L												
WTENN	2020K16			20	20	125	20	10	34	TN□□ 1604□□	WM0525	MT 1603	S2.5 S4	WTL16	SZ 0515
	2525M16			25	25	150	25	12.5	33						
	3232P16			32	32	170	32	16	33						
	2525M22			25	25	150	25	12.5	33	TN□□ 2204 □□		MT 2204		WTL22	SZ 0618
	3232P22			32	32	170	32	16	33						


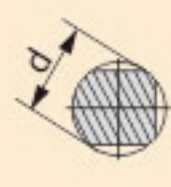
## WWLNR/L



Codes		Dimension(mm)							Insert	Screw	Shim	Wrench	Clamp	Clamp Stud	
															
		Stock 库存		a	b	L	h	s	e						
R	L														
WWLNR/L	2020K08			20	20	125	25	27	32	WN□□ 0804□□	WM0525	MW 0804	S3 S4	WWL08	SZ 0618
	2525M08			25	25	150	32	32	32						
	3232P08			20	32	170	40	38	32						



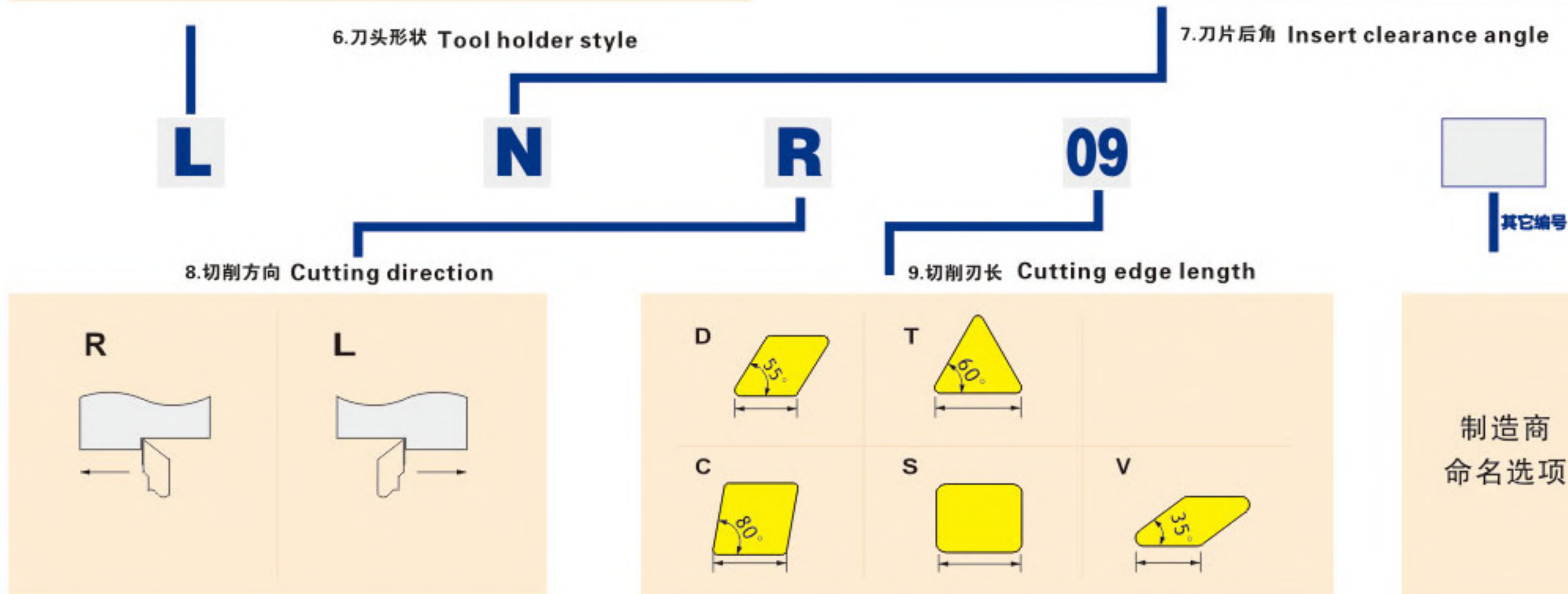
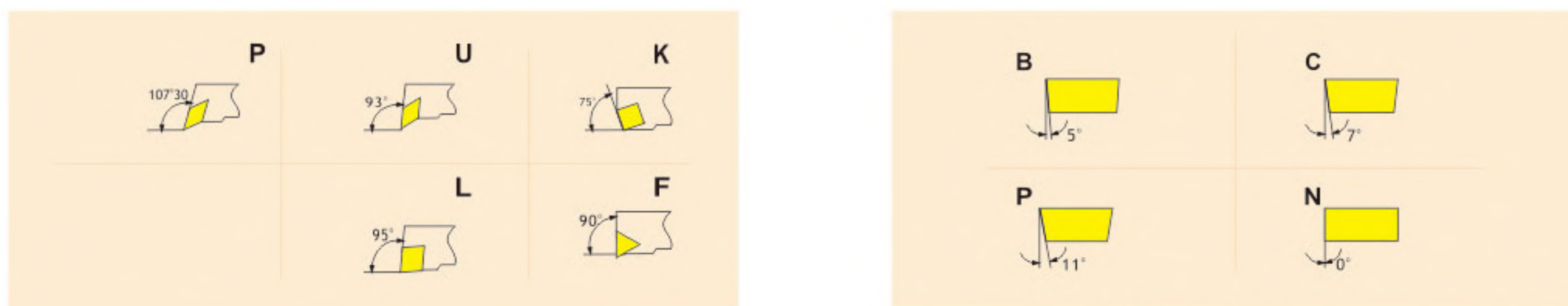
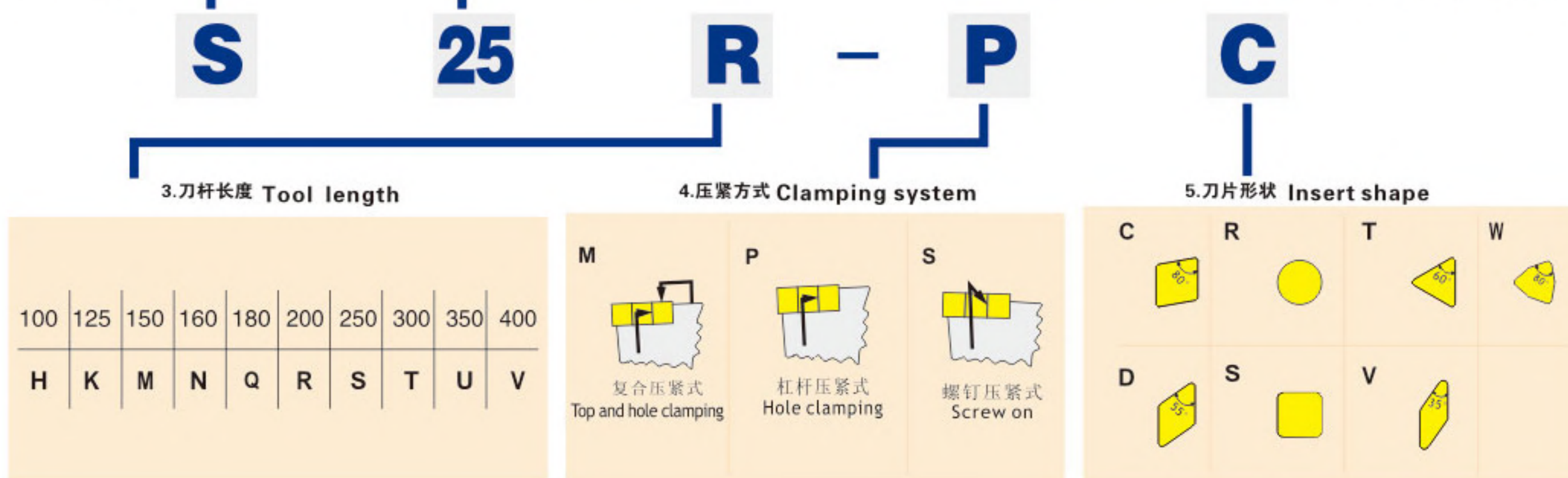
记号 Symbol	A	E	C	S	X
刀杆类型 Type of shank	钢杆+油冷却孔 Steel Shank+ Oil Cooling Hole	硬质合金杆 +油冷却孔 Carbide Shank+ Oil Cooling Hole	硬质合金杆 Carbide Shank	钢杆 Steel Shank	使用特殊刀片 Special Insert Application

范例 Example

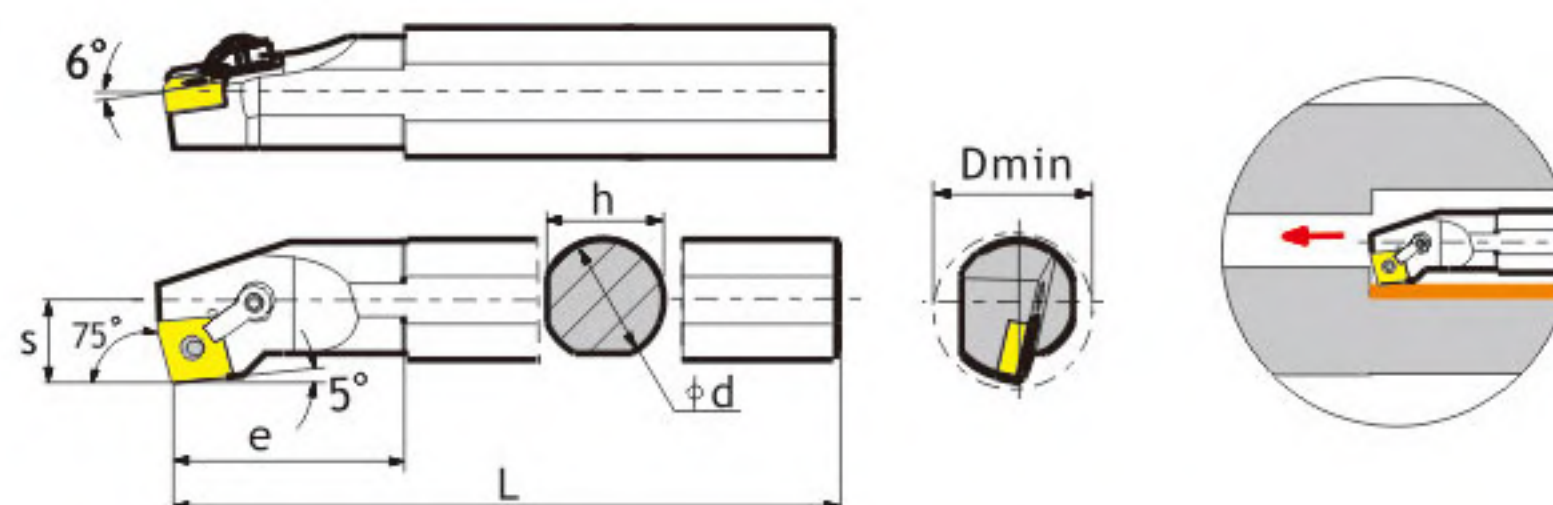
1.刀杆形式 Tool holder type







2.刀杆直径 Tool holder diameter



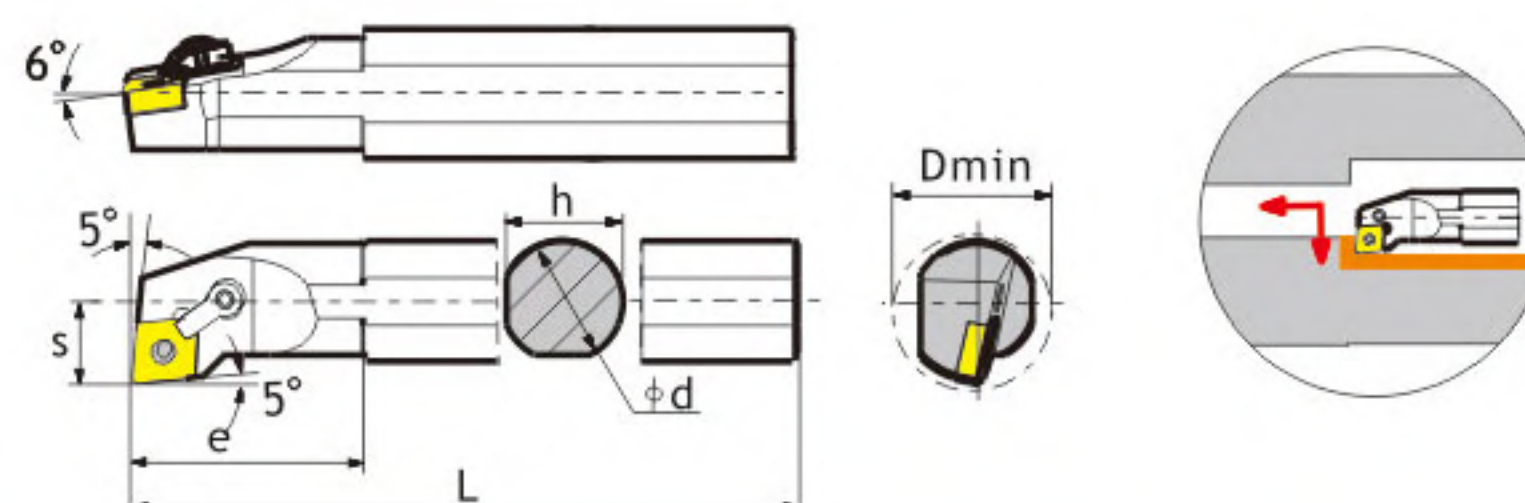








## MCKNR/L



Codes	Dimension(mm)								Insert	Shim	Clamp Stud	Clamp	Clamp Screw	Wrench
	Stock 库存		Dmin	φd	h	L	s	e						
	R	L												
S20Q-MCKNR/L12			26	20	18	180	14	35	CN□□ 1204□□	X	MSP 613	MCL1810	WS 061020	S2.5,S3
S25R-MCKNR/L12			32	25	23	200	16.5	35						
S32S-MCKNR/L12			40	32	30	250	22	50		MC 1204	MSP617	MCL1814	WS 061025	S3
S40T-MCKNR/L12			50	40	38	300	26	55						
S50U-MCKNR/L12			60	50	48	350	30	60						

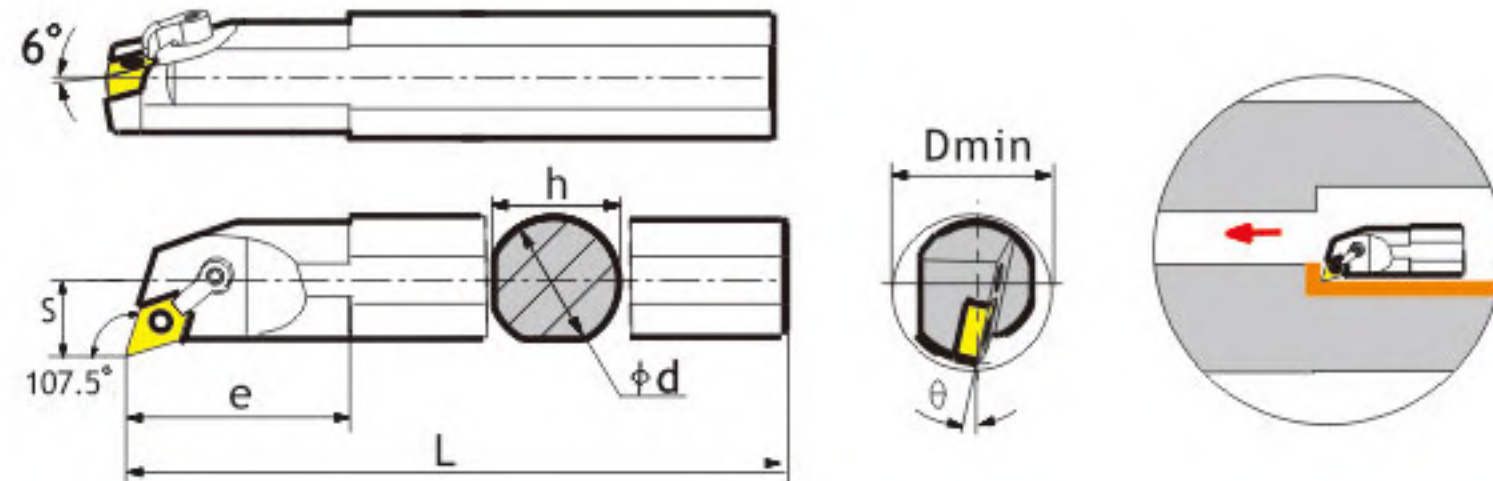
## MCLNR/L




Codes	Dimension(mm)							Insert	Shim	Clamp Stud	Clamp	Clamp Screw	Wrench	
	Stock 库存		Dmin	φd	h	L	s	e						
	R	L												
S20Q-MCLNR/L12			26	20	18	180	13	40	CN □ □ 1204□□	X	MSP 613	MCL1810	WS 061020	S2.5,S3
S25R-MCLNR/L12			32	25	23	200	16	40						
S32S-MCLNR/L12			40	32	30	250	20	50		MC 1204	MSP617	MCL1814	WS 061025	S3
S40T-MCLNR/L12			50	40	37	300	26	55						
S50U-MCLNR/L12			60	50	46	350	31	70						

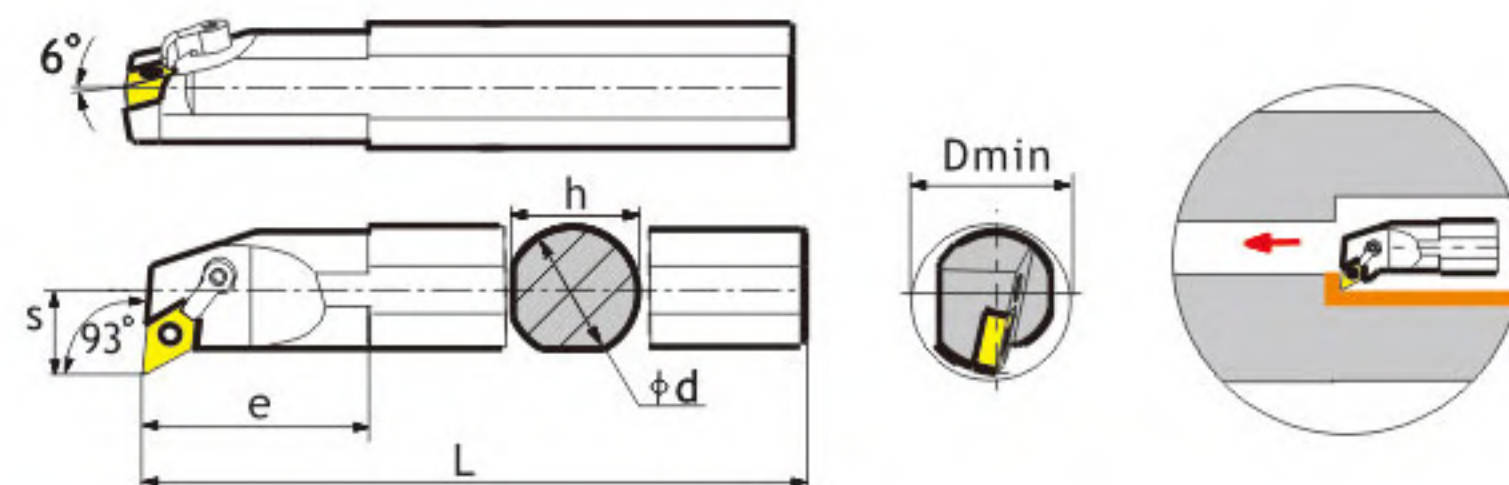


## MDQNR/L



Codes	Dimension(mm)								Insert	Shim	Clamp Stud	Clamp	Clamp Screw	Wrench
	Stock 库存		Dmin	Φd	h	L	s	e						
	R	L												
S20Q-MDQNR/L1504			26	20	18	180	13	40	DN□□ 1504□□	X	MSP613	MCL1810	WS 061020	S2.5,S3
S25R-MDQNR/L1504			32	25	23	200	17	45						
S32S-MDQNR/L1504			40	32	30	250	20	55		MD1504		MSP617	MCL2114	WS061025
S40T-MDQNR/L1504			50	40	38	300	24	55						
S32S-MDQNR/L1506			40	32	30	250	20	55	DN□□ 1506□□			MSP619		
S40T-MDQNR/L1506			50	40	38	300	24	55						

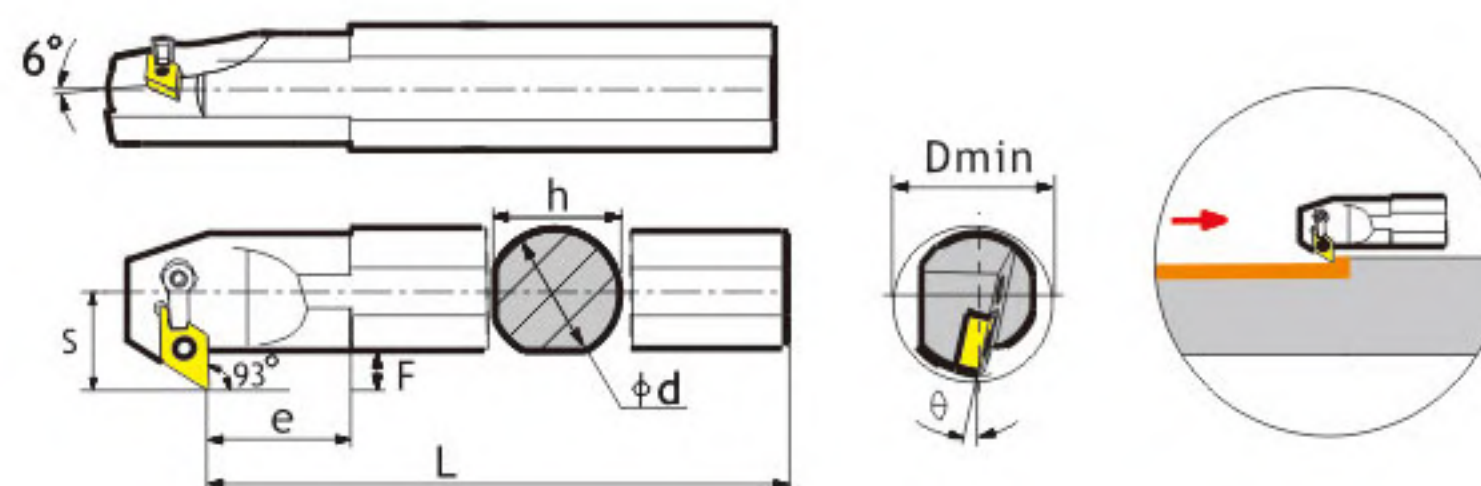
## MDUNR/L









Codes	Dimension(mm)							Insert	Shim	Clamp Stud	Clamp	Clamp Screw	Wrench	
	Stock 库存		Dmin	Φd	h	L	s	e						
	R	L												
S20Q-MDUNR/L1504			28	20	18	180	17	40	DN□□ 1504□□	X	MSP613	MCL1810	WS 061020	S2.5,S3
S25R-MDUNR/L1504			32	25	24	200	19	40			MCL1814			
S32S-MDUNR/L1504			40	32	30	250	22	45		MD1504	MSP617	MCL2114	WS061025	S3
S40T-MDUNR/L1504			50	40	37	300	26	55			MSP619			
S32S-MDUNR/L1506			40	32	30	250	22	45	DN□□ 1506□□					
S40T-MDUNR/L1506			50	40	37	300	26	55						

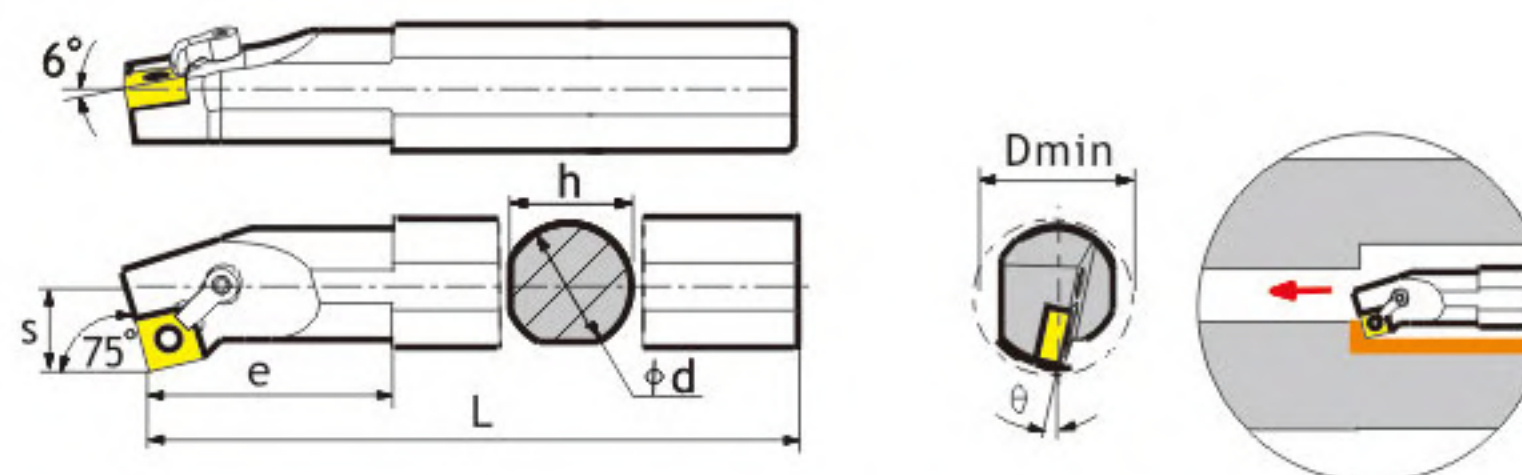








## MDZNR/L



Codes	Dimension(mm)									Insert	Shim	Clamp Stud	Clamp	Clamp Screw	Wrench
	Stock 库存		Dmin	Φd	h	L	s	e	F						
	R	L													
S25R-MDZNR/L1504			36	25	23	200	22	35	11	DN□□ 1504□□	X	MSP613	MCL1814	WS061025	S2.5,S3
S32S-MDZNR/L1504			43	32	30	250	26	40	12		MD1504	MSP617			S3
S40T-MDZNR/L1504			50	40	37	300	29	50	11.5	DN□□ 1506□□					
S32S-MDZNR/L1506			43	32	30	250	26	40	12						
S40T-MDZNR/L1506			50	40	37	300	29	50	11.5						

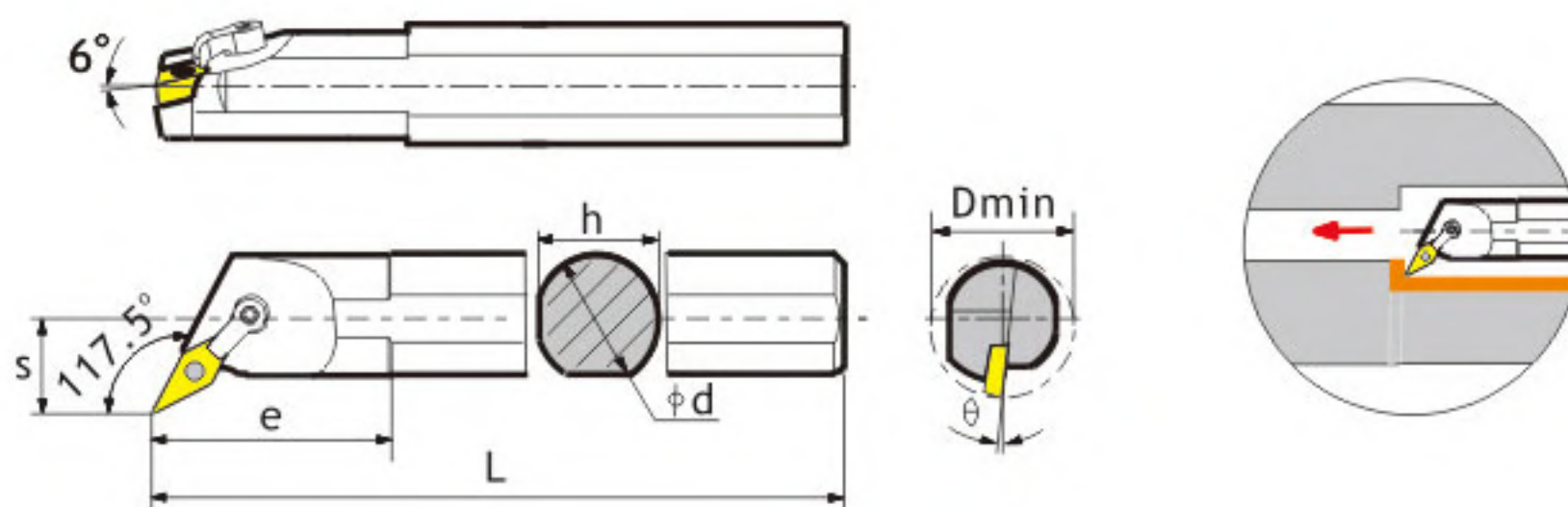
## MSKNR/L









Codes	Dimension(mm)									Insert	Shim	Clamp Stud	Clamp	Clamp Screw	Wrench				
	Stock 库存		Dmin	φd	h	L	s	θ°	e										
	R	L																	
S20Q-MSKNR/L12			26	20	18	180	13	15°	31	SN□□ 1204□□	X	MSP613	MCL1810	WS061020	S2.5,S3				
S25R-MSKNR/L12			32	25	23	200	17	12°	35				MCL1814	WS061025					
S32S-MSKNR/L12			40	32	30	250	22	17°	40		MS 1204	MSP617							
S40T-MSKNR/L12			50	40	37	300	27	15°	50										

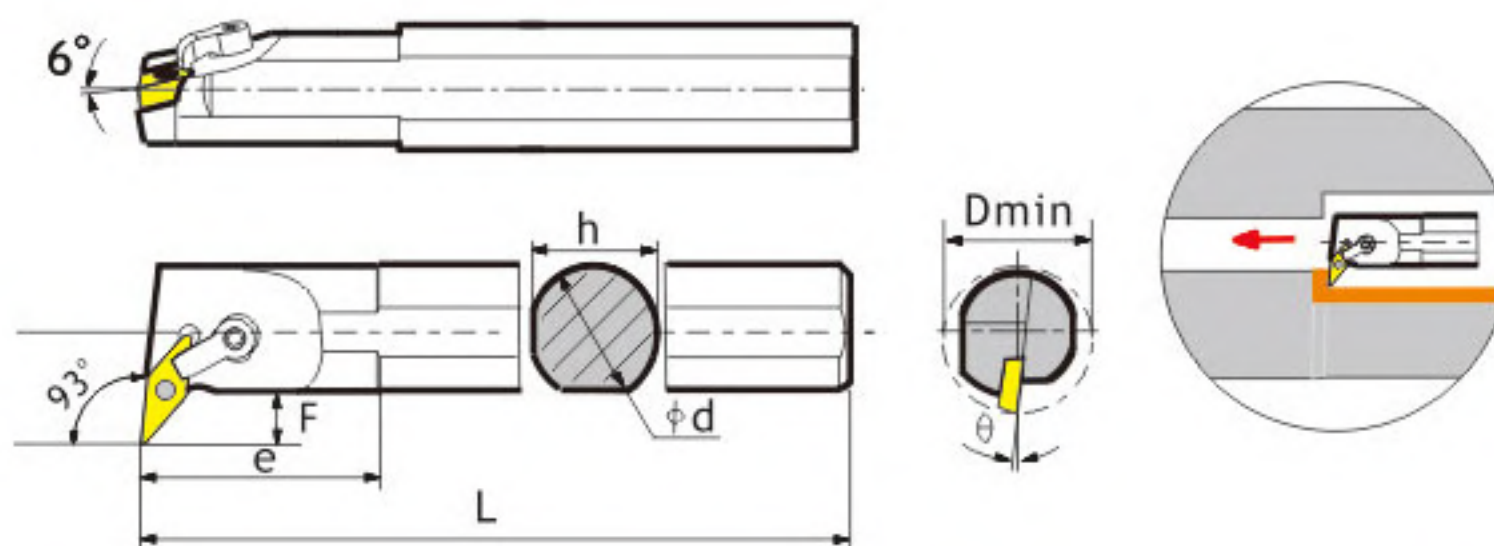





## MVQNR/L



Codes	Dimension(mm)								Insert	Shim	Clamp Stud	Clamp	Clamp Screw	Wrench	
	Stock 库存		Dmin	Φd	h	L	s	θ°	e						
	R	L													
S25R-MVQNR/L16			32	25	23	200	17	12°	40	VN□□ 1604□□	X	MSP510	MCL1814	WS061025	S2,S3
S32S-MVQNR/L16			42	32	30	250	22	17°	40		MV 1603	MSP513	MCL2414		
S40T-MVQNR/L16			50	40	37	300	27	15°	50						

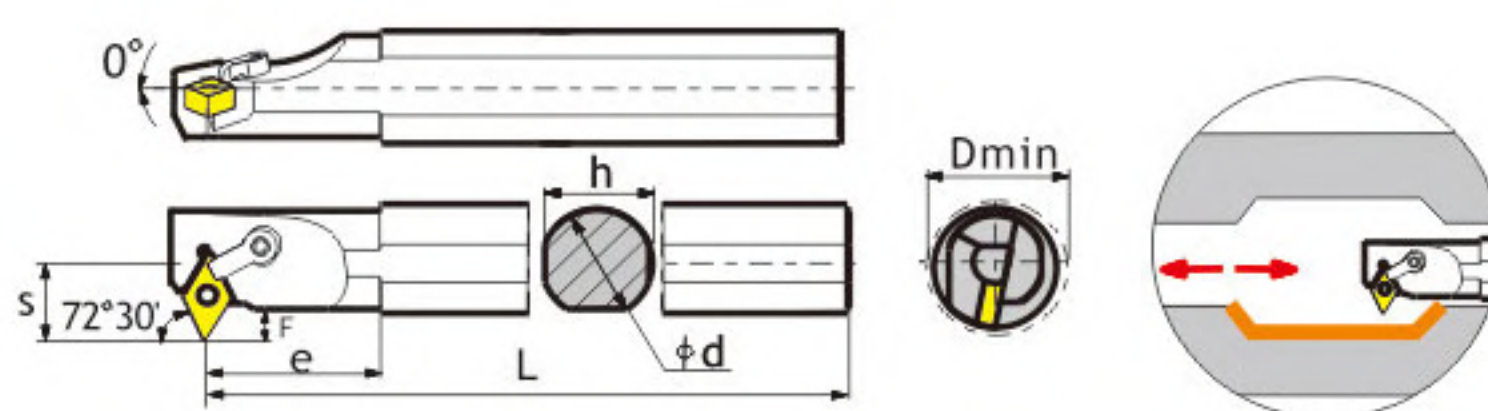
## MVUNR/L









Codes	Dimension(mm)									Insert	Shim	Clamp Stud	Clamp	Clamp Screw	Wrench
	Stock 库存		Dmin	φd	h	L	s	e	F						
	R	L													
S25R-MVUNR/L16			36	25	23	200	20	40	8	VN□□ 1604□□	X	MSP510	MCL1814	WS061025	S2,S3
S32S-MVUNR/L16			42	32	30	250	23	40	8		MV 1603	MSP513			
S40T-MVUNR/L16			50	40	37	300	27	55	10						

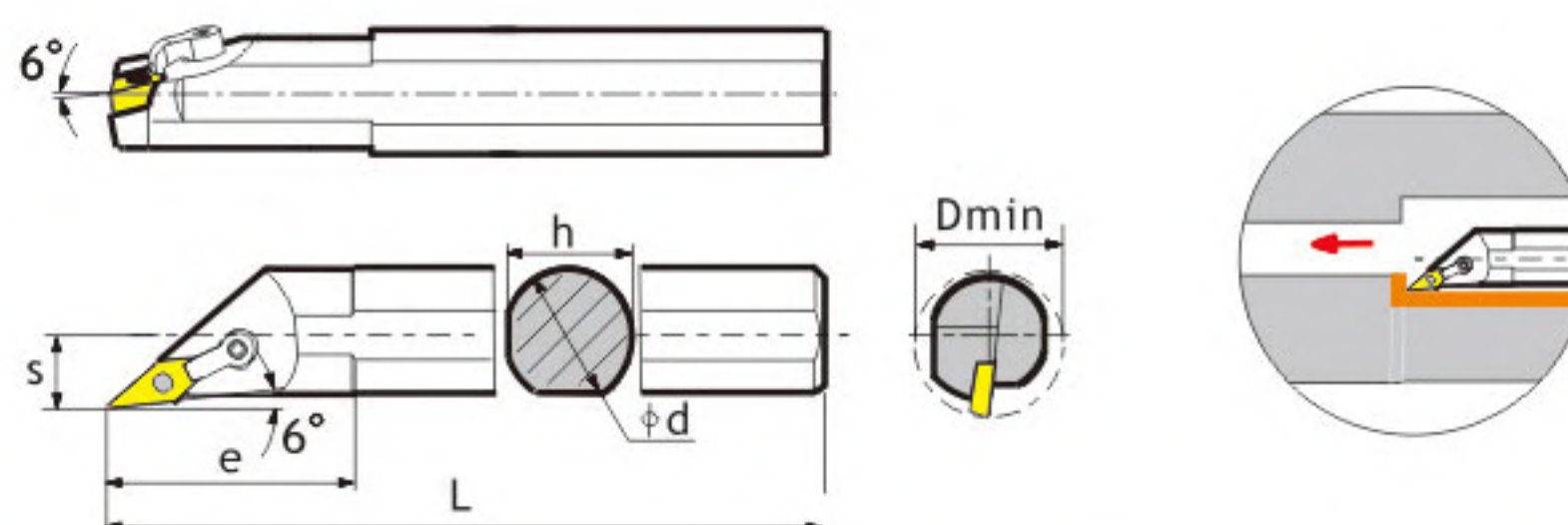


## MVWNR/L



Codes	Dimension(mm)									Insert	Shim	Clamp Stud	Clamp	Clamp Screw	Wrench	
	Stock 库存		Dmin	φd	h	L	s	e	F							
	R	L														
S25R-MVWNR/L16			36	25	23	200	22	35	10	VN□□ 1604□□	X	MSP510	MCL1814	WS061025	S2,S3	
S32S-MVWNR/L16			48	32	30	250	25	40	10							
S40T-MVWNR/L16			56	40	37	300	29	45	11		MV 1603	MSP513				

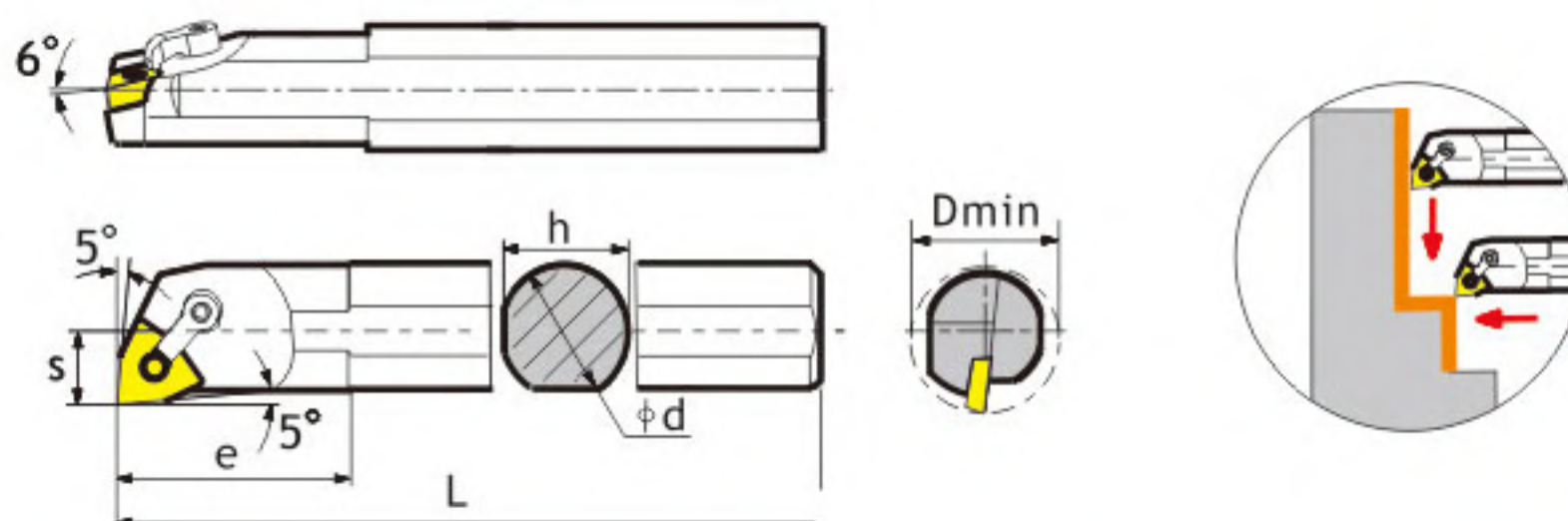
## MVXNR/L









Codes	Dimension(mm)								Insert	Shim	Clamp Stud	Clamp	Clamp Screw	Wrench
	Stock 库存		Dmin	φd	h	L	s	e						
	R	L												
S25R-MVXNR/L16			32	25	23	200	17	55	VN□□ 1604□□	X	MSP510			
S32S-MVXNR/L16			42	32	30	250	21	60						
S40T-MVXNR/L16			50	40	38	300	25	68		MV 1603	MSP513	MCL2414	WS061025	S2,S3

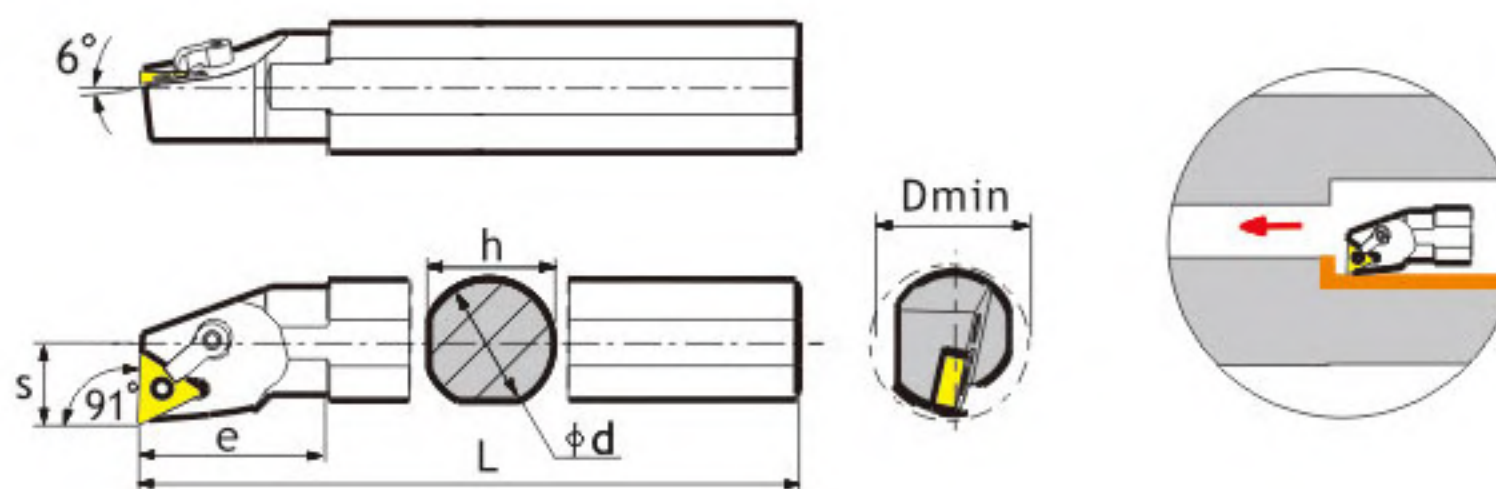








## MWLNR/L



Codes	Dimension(mm)							Insert	Shim	Clamp Stud	Clamp	Clamp Screw	Wrench	
	Stock 库存		Dmin	φd	h	L	s	e						
	R	L												
S20Q-MWLNR/L08			25	20	18	180	14.5	36	WN□□ 0804□□	X	MSP613	MCL1810	WS061020	S2.5,S3
S25R-MWLNR/L08			32	25	23	200	17	40						
S32S-MWLNR/L08			41	32	30	250	22	50		MW 0804	MSP617	MCL1814	WS061025	S3
S40T-MWLNR/L08			50	40	37	300	27	55						

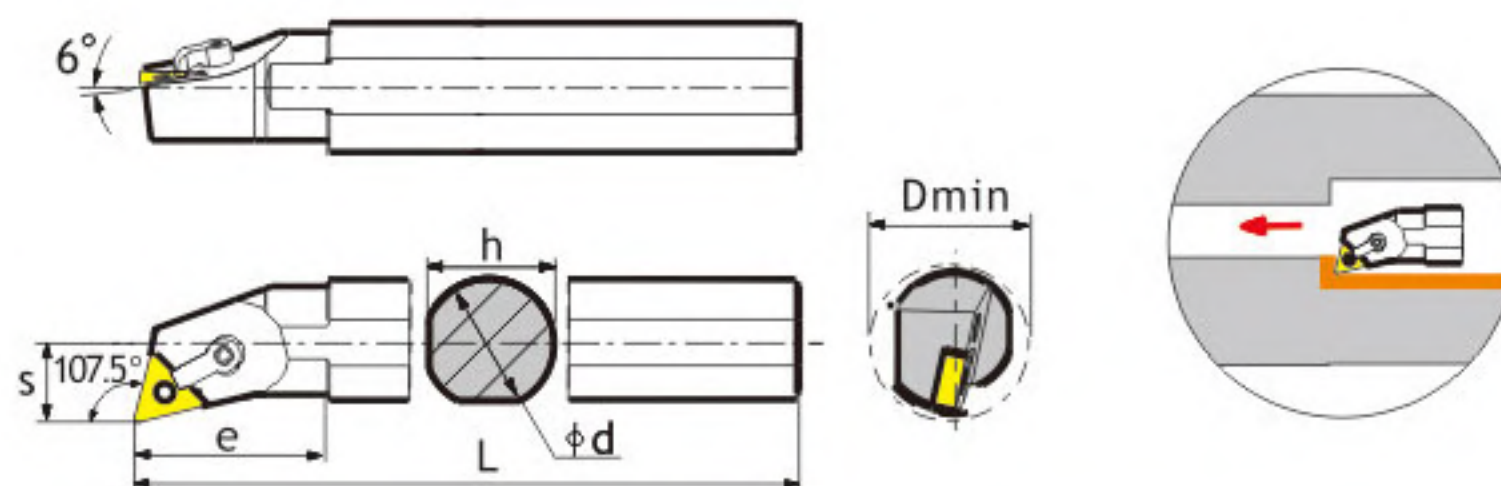
## MTFNR/L









Codes	Dimension(mm)							Insert	Shim	Clamp Stud	Clamp	Clamp Screw	Wrench	
	Stock 库存		Dmin	φd	h	L	s	e						
	R	L												
S20Q-MTFNR/L16			25	20	18	180	13	35	TN□□ 1604□□	X	MSP510	MCL1810	WS061020	S2,S3
S25R-MTFNR/L16			32	25	23	200	16	40				MT 1603	MSP513	
S32S-MTFNR/L16			40	32	30	250	20	45						
S40T-MTFNR/L16			50	40	37	300	25	50						

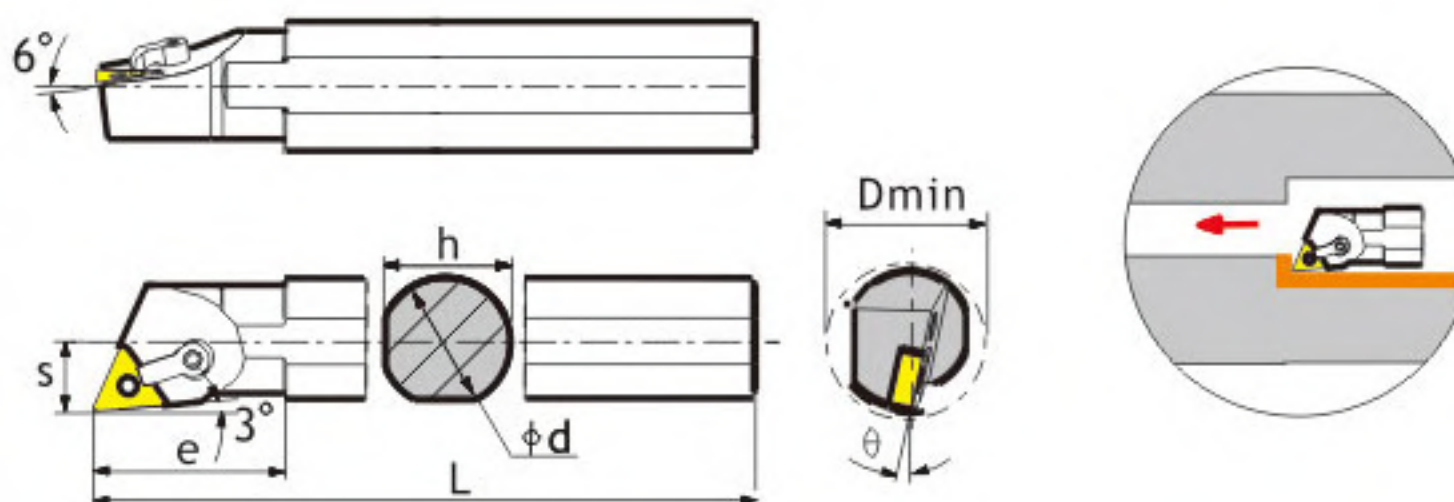








## MTQNR/L



Codes	Dimension(mm)							Insert	Shim	Clamp Stud	Clamp	Clamp Screw	Wrench	
	Stock 库存		Dmin	Φd	h	L	s	e						
	R	L												
S20Q-MTQNR/L16			25	20	18	180	14	35	TN□□ 1604□□	X	MSP510	MCL1810	WS061020	S2,S3
S25R-MTQNR/L16			32	25	23	200	18	35						
S32S-MTQNR/L16			40	32	30	250	21	40		MT 1603	MSP513	MCL1814	WS061025	
S40T-MTQNR/L16			50	40	37	300	25	50						

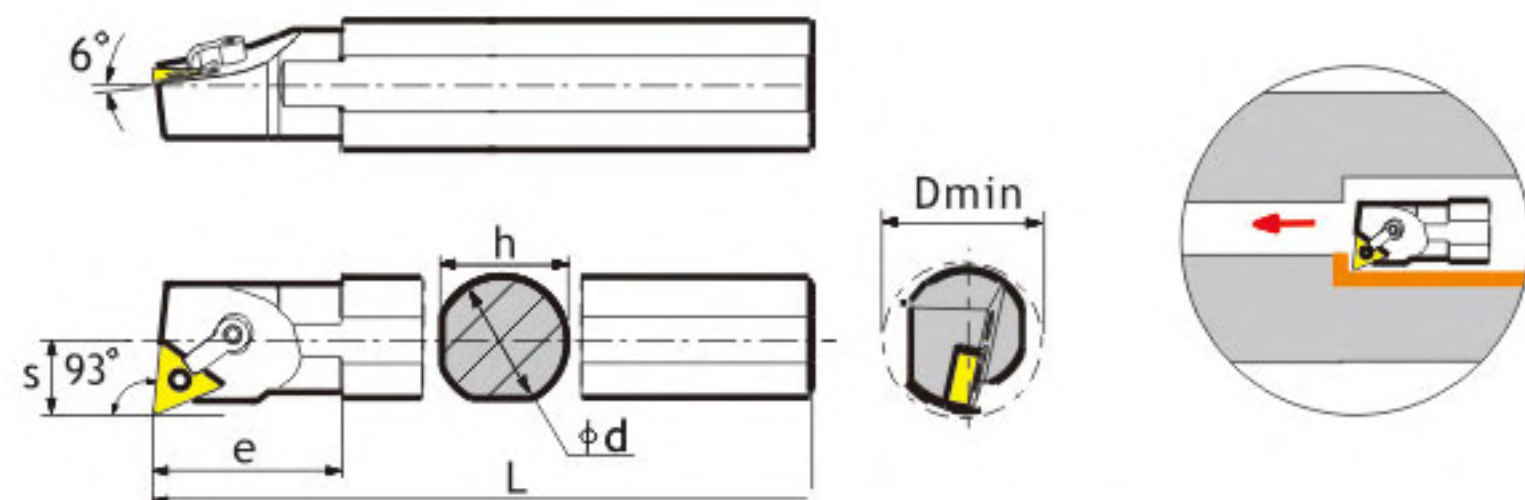
## MTJNR/L









Codes	Dimension(mm)								Insert	Shim	Clamp Stud	Clamp	Clamp Screw	Wrench
	Stock 库存		Dmin	Φd	h	L	s	e						
	R	L												
S25R-MTJNR/L16			32	25	23	200	15	40	TN□□ 1604□□	X	MSP510			S2,S3
S32S-MTJNR/L16			40	32	30	250	18	45						
S40T-MTJNR/L16			50	40	37	300	24	55		MT 1603	MSP513	MCL1814	WS061025	

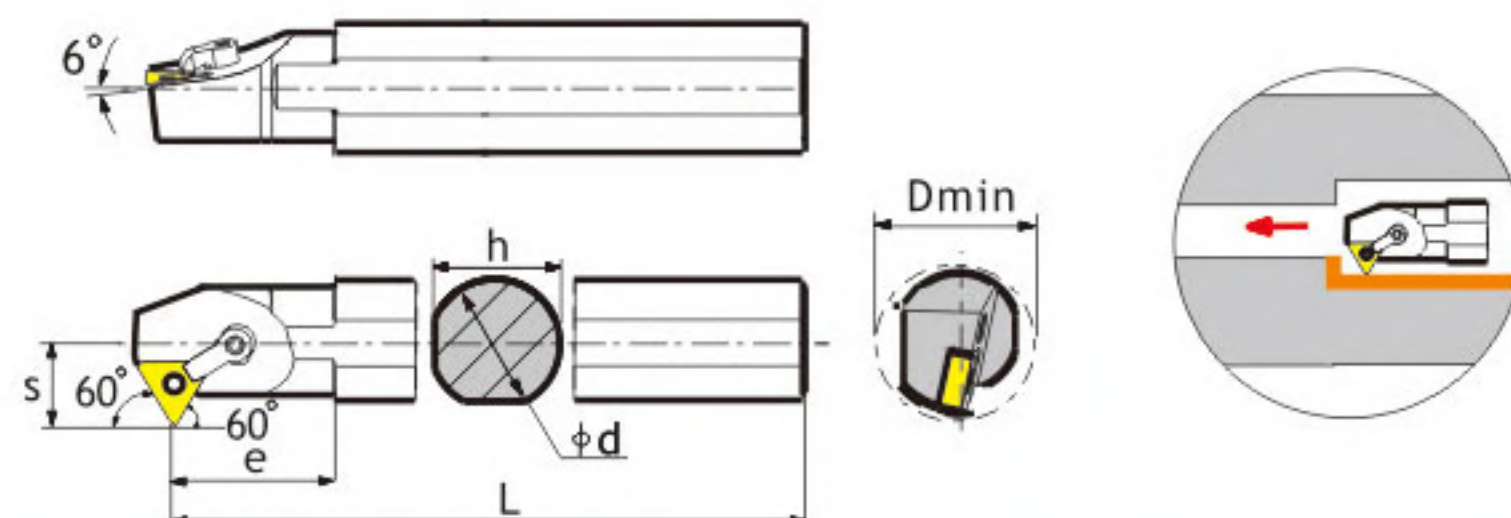








## MTUNR/L



Codes	Dimension(mm)							Insert	Shim	Clamp Stud	Clamp	Clamp Screw	Wrench	
	Stock 库存		Dmin	φd	h	L	s	e						
	R	L												
S20Q-MTUNR/L16			25	20	18	180	13	31	TN□□ 1604□□	X	MSP510	MCL1810	WS061020	S2,S3
S25R-MTUNR/L16			32	25	23	200	17	35						
S32S-MTUNR/L16			40	32	30	250	22	40		MT 1603	MSP513	MCL1814	WS061025	
S40T-MTUNR/L16			50	40	37	300	23	50						

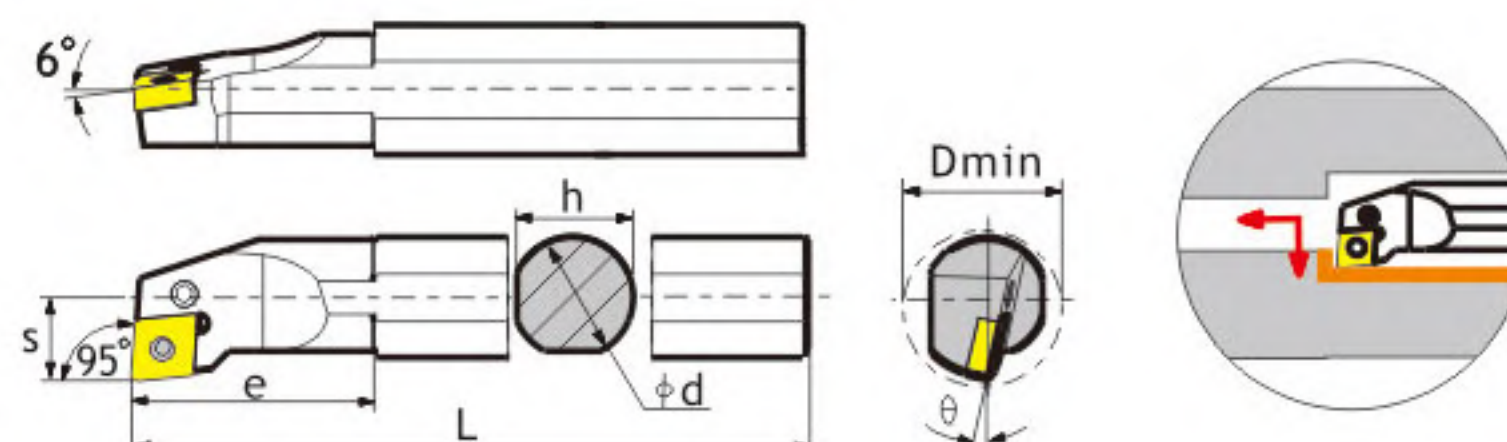
## MTWNR/L









Codes	Dimension(mm)							Insert	Shim	Clamp Stud	Clamp	Clamp Screw	Wrench	
	Stock 库存		Dmin	φd	h	L	s	e						
	R	L												
S20Q-MTWNR/L16			27	20	18	180	15	31	TN□□ 1604□□	X	MSP510	MCL1810	WS061020	S2,S3
S25R-MTWNR/L16			32	25	23	200	17	35						
S32S-MTWNR/L16			40	32	30	250	22	42		MT 1603	MSP513	MCL1814	WS061025	
S40T-MTWNR/L16			50	40	38	300	27	50						

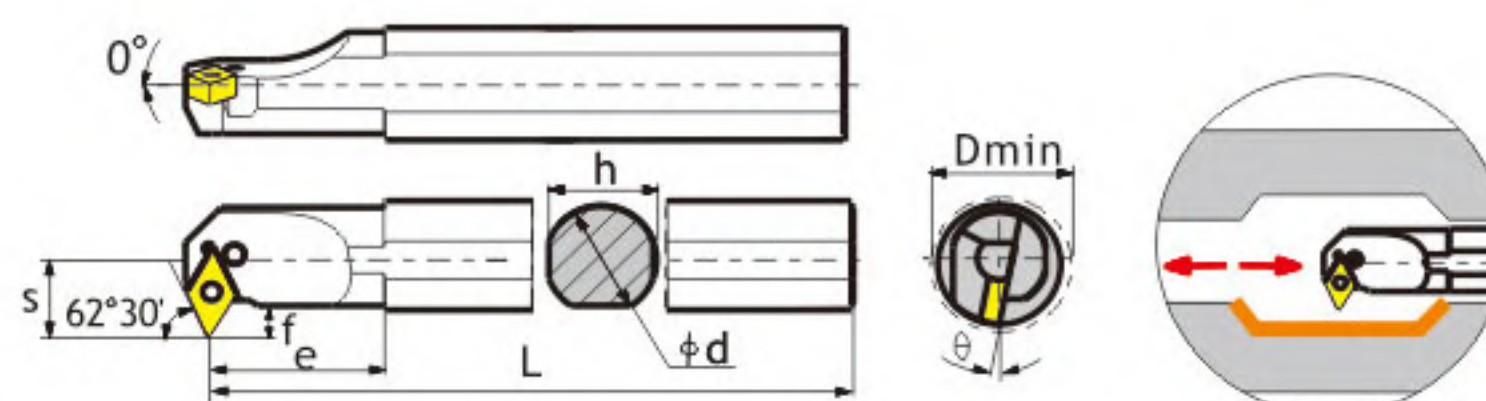








## PCLNR/L



Codes	Dimension(mm)								Insert	Screw	Wrench	Lever	Shim	Shim PIN	
	Stock 库存		Dmin	Φd	h	L	s	θ°	e						
	R	L													
S16Q-PCLNR/L09			20	16	15	180	10	-12°	30	CN□ 0903□	VHX0509	S2	LV3C	—	—
S20Q-PCLNR/L09			25	20	18	180	12	-11°	30						
S25R-PCLNR/L09			32	25	23	200	15	-10°	35						
S20Q-PCLNR/L12			25	20	18	180	13	-11°	35	CN□ 1204□	VHX0613	S2.5	LV4A	—	—
S25R-PCLNR/L12			32	25	23	200	15	12°	40		VHX0821	S3	LV4	PC12318	SP4
S32S-PCLNR/L12			44	32	30	250	22	-10°	50						
S40T-PCLNR/L12			54	40	37	300	24	-10°	55	CN□ 1906□	VHX1027	S4	LV6	PC19476	SP6
S50U-PCLNR/L12			63	50	47	350	27	-10°	58						
S50U-PCLNR/L19			63	50	47	350	32	-10°	70						

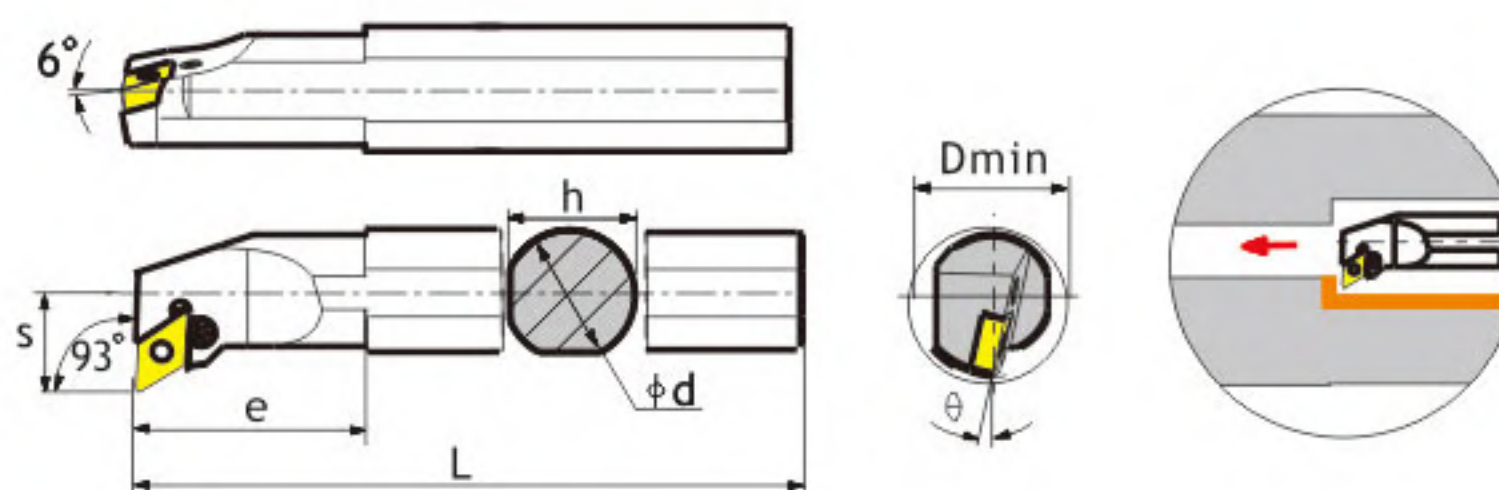
## PDSNR/L






Codes	Dimension(mm)									Insert	Screw	Wrench	Lever	Shim	Shim PIN
	Stock 库存		Dmin	φd	h	L	s	e	f						
	R	L													
S32S-PDSNR/L15			40	32	30	250	23.5	45	9	DN□□ 1506□□	VHX0821	S3	LV4B	PD15318	SP4
S40T-PDSNR/L15			50	40	37	300	28.5	43	11						
S32S-PDSNR/L15-3			40	32	30	250	23.5	45	9	DN□□ 1504□□	VHX0821	S3	LV4	PD15318	SP4
S40T-PDSNR/L15-3			50	40	37	300	28.5	43	11						

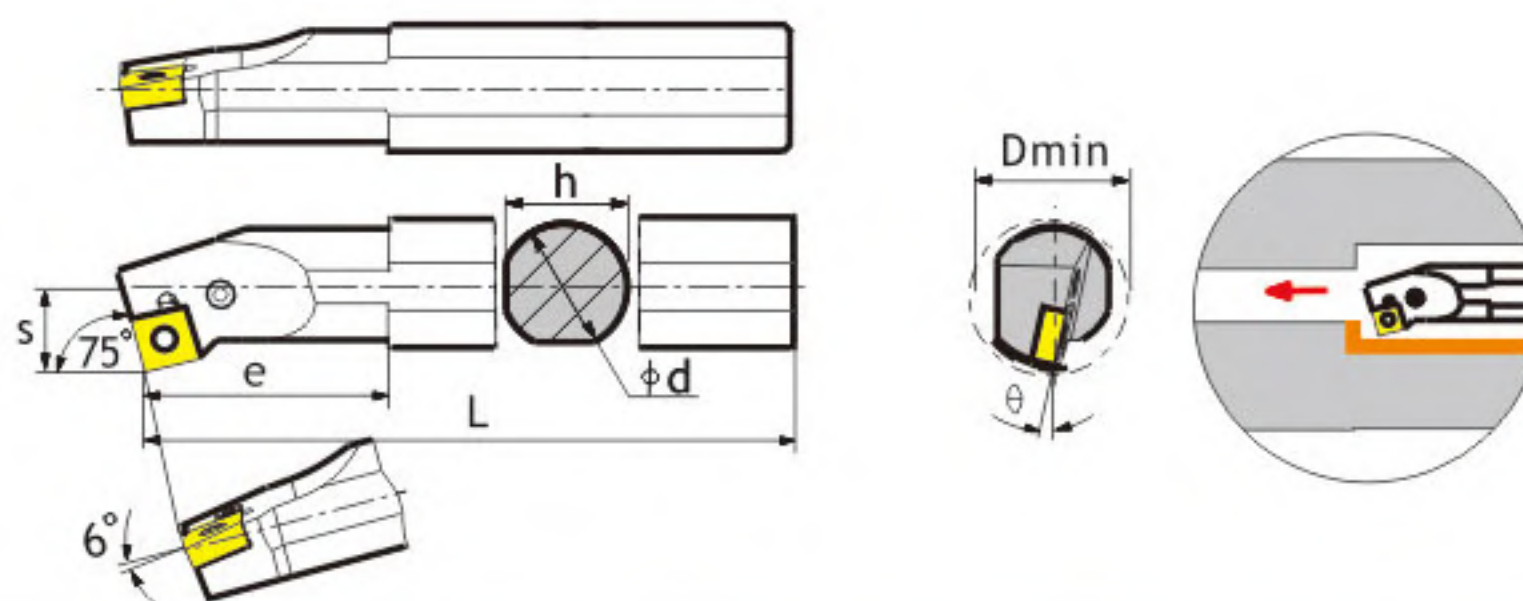








## PDUNR/L



Codes	Dimension(mm)								Insert	Screw	Wrench	Lever	Shim	Shim PIN	
	Stock 库存		Dmin	φd	h	L	s	θ°	e						
	R	L													
S20Q-PDUNR/L 11			25	20	18	180	13	-16°	30	DN□□ 1104□□	VHX0512	S2	LV3D	—	—
S25R-PDUNR/L 11			32	25	23	200	17	-13°	35		VHX0617	S2.5	LV3	PD11270	SP3
S32S-PDUNR/L 11			40	32	30	250	22	-16°	40		VHX0821	S3	LV4B	PD15318	SP4
S32S-PDUNR/L 15			40	32	30	250	22	-16°	50	DN□□ 1506□□	VHX0821	S3	LV4B	PD15318	SP4
S40T-PDUNR/L 15			50	40	37	300	27	-11°	50		VHX0821	S3	LV4	PD15318	SP4
S32S-PDUNR/L 15-3			40	32	30	250	22	-16°	50		VHX0821	S3	LV4	PD15318	SP4
S40T-PDUNR/L 15-3			50	40	37	300	27	-11°	50	DN□□ 1504□□	VHX0821	S3	LV4	PD15318	SP4

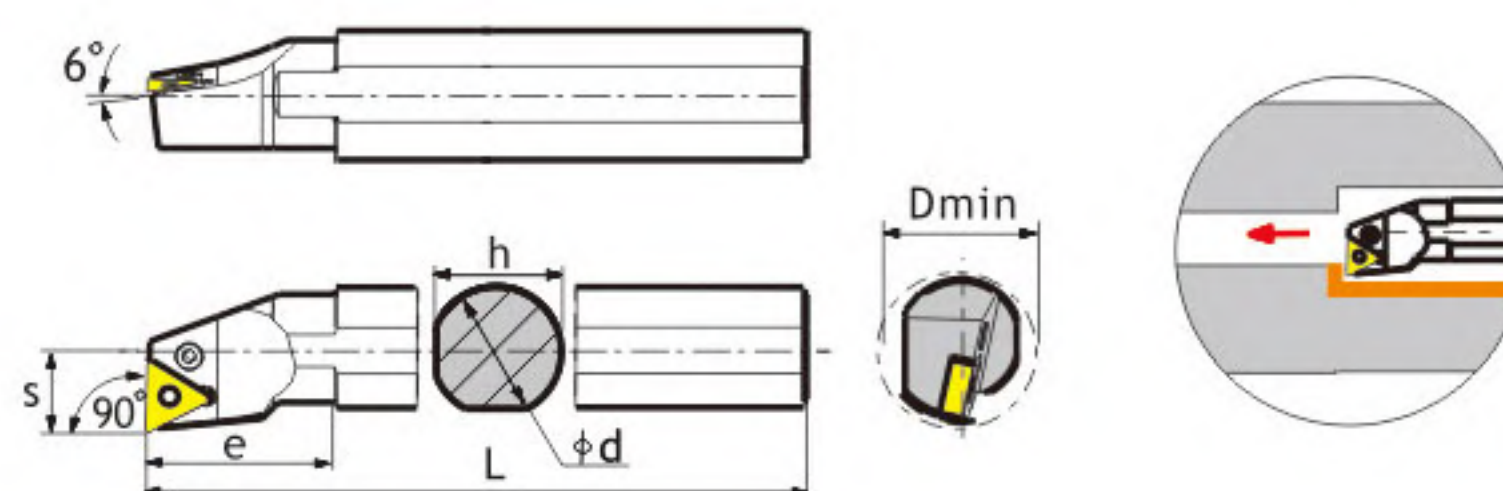
## PSKNR/L



Codes	Dimension(mm)									Insert	Screw	Wrench	Lever	Shim	Shim PIN
	Stock 库存		Dmin	φd	h	L	s	θ°	e						
	R	L													
S25R-PSKNR/L 12			32	25	23	200	17	-12°	42	SN□□ 1204□□	VHX0613	S2.5	LV4A	—	—
S32S-PSKNR/L 12			44	32	30	250	22	-10°	45		VHX0821	S3	LV4	PS12318	SP4
S40T-PSKNR/L 12			54	40	37	300	27	-10°	50						

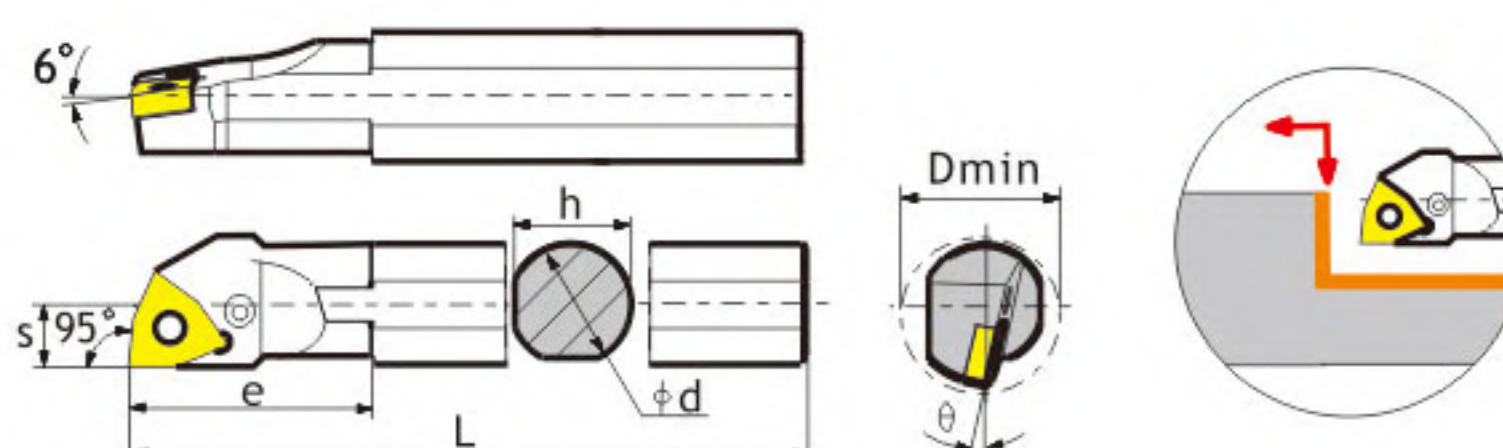








## PTFNR/L



Codes	Dimension(mm)								Insert	Screw	Wrench	Lever	Shim	Shim PIN
	Stock 库存		Dmin	φd	h	L	s	e						
	R	L												
S16Q-PTFNR/L 11			20	16	15	180	11	28	TN□□ 1103□□	VHX0509	S2	LV2	—	—
S20Q-PTFNR/L 11			25	20	18	180	13	31						
S25R-PTFNR/L 11			32	25	23	200	17	35						
S25R-PTFNR/L 16			32	25	23	200	17	42	TN□□ 1604□□	VHX0512	S2	LV3B	—	—
S32S-PTFNR/L 16			44	32	30	250	22	50		VHX0613	S2.5	LV3	PT16476	SP3
S40T-PTFNR/L 16			54	40	37	300	27	55						

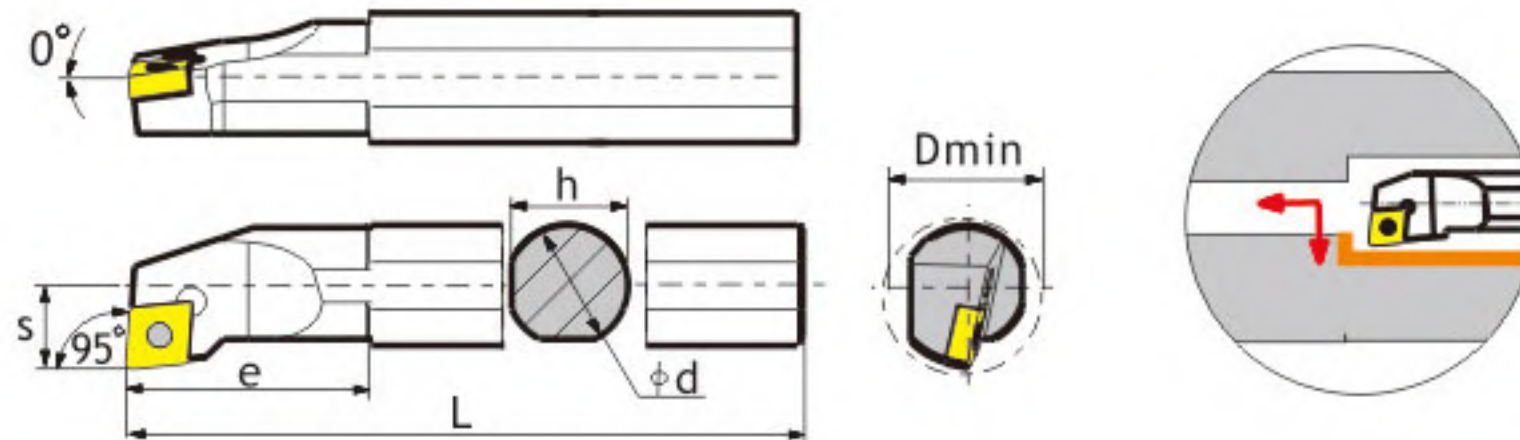
## PWLNR/L



Codes	Dimension(mm)									Insert	Screw	Wrench	Lever	Shim	Shim PIN
	Stock 库存		Dmin	φd	h	L	s	θ°	e						
	R	L													
S16Q-PWLNR/L06			20	16	15	180	11	-13°	25	WN□□ 0604□□	VHX0512	S2	LV3B	—	—
S20Q-PWLNR/L06			25	20	18	180	13	-13°	32						
S25R-PWLNR/L06			32	25	23	200	17	-13°	35						
S20Q-PWLNR/L08			25	20	18	180	13	-13°	32	WN□□ 0804□□	VHX0613	S2.5	LV4A	—	—
S25R-PWLNR/L08			32	25	23	200	17	-13°	45						
S32S-PWLNR/L08			40	32	30	250	22	-13°	50						
S40T-PWLNR/L08			50	40	42	300	30	-13°	55						

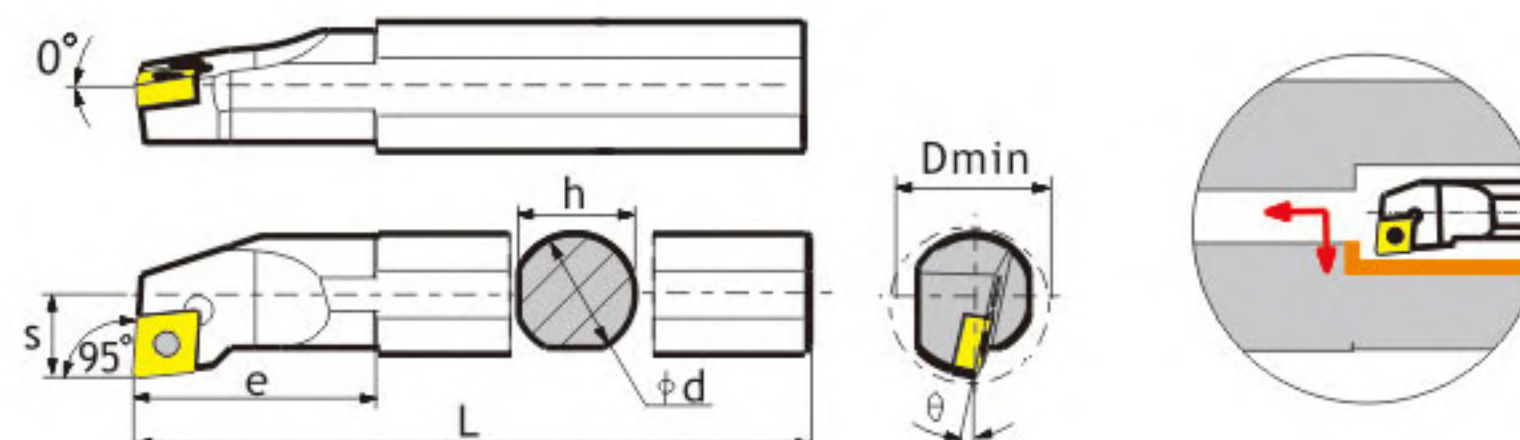


## SCLCR/L



Codes	Dimension(mm)								Insert	Screw	Wrench
	Stock库存		Dmin	φd	h	L	s	e			
	R	L									
S07K-SCLCR/L 06			9	7	6	125	4.6	15	CC-T 0602□□	L60M2.5X5	T08
S08K-SCLCR/L 06			10	8	7	125	4.5	14			
S10K-SCLCR/L 06			12	10	9	125	6	17			
S12M-SCLCR/L 06			16	12	11	150	7	17			
S12M-SCLCR/L 09			16	12	11	150	8	25	CC-T 09T3□□	L60M4X8	T15
S16Q-SCLCR/L 09			20	16	15	180	9	27			
S20Q-SCLCR/L 09			25	20	18	180	11	28			
S25R-SCLCR/L 09			32	25	23	200	14	35			
S25R-SCLCR/L 12			32	25	23	200	17	38	CC-T 1204□□	L60M5X12	T20
S32S-SCLCR/L 12			36	32	30	250	18	45			
S40T-SCLCR/L 12			50	40	37	300	27	60			

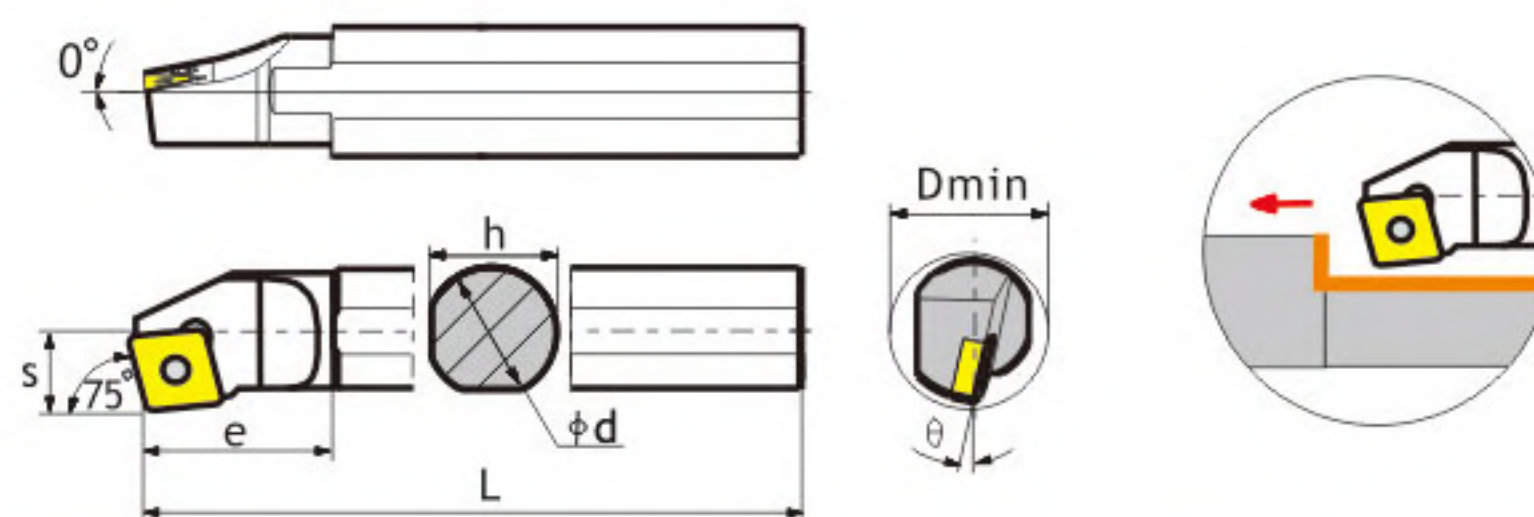
## SCLCR/L-H



Codes	Dimension(mm)									Insert	Screw	Wrench
	Stock库存		Dmin	φd	h	L	s	θ°	e			
	R	L										
S08K-SCLCR/L 06H09			9	8	7	125	4.3	-15°	15	CC-T 0602□□	L60M2.5X5	T08
S10K-SCLCR/L 06H11			11	10	9	125	5.5	-13°	16			
S12M-SCLCR/L 06H13			13	12	11	150	6.5	-10°	17			
S16Q-SCLCR/L 09H17			17	16	15	180	8.5	-12°	27	CC-T 09T3□□	L60M4X8	T15

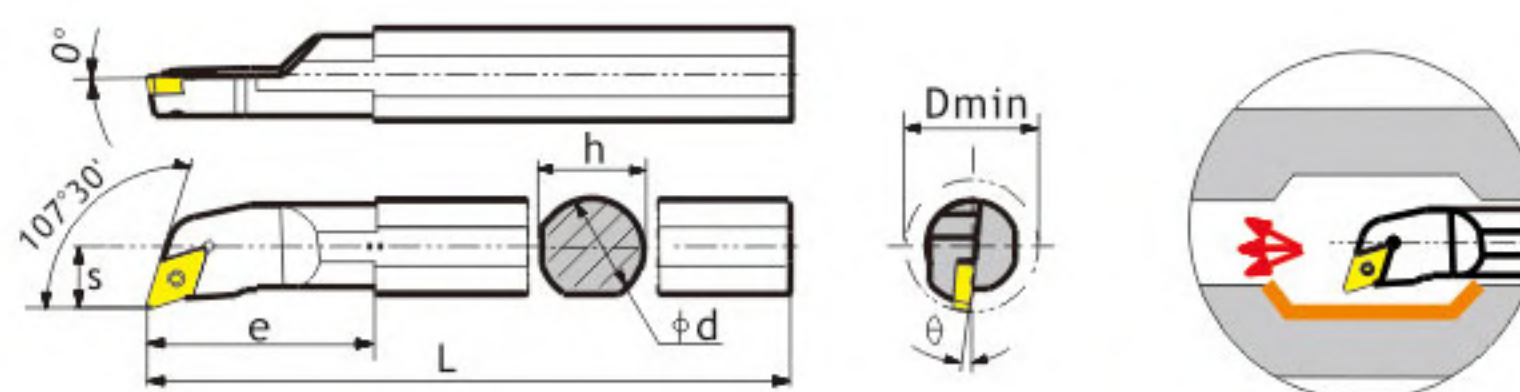


## SCKCR/L



Codes	Dimension(mm)									Insert	Screw	Wrench
	Stock 库存		Dmin	φd	h	L	s	θ°	e			
	R	L										
S08K-SCKCR/L06			10	8	7.5	125	5.5	13°	15	CC□ T 0602□□	L60M2.5X5	T08
S10K-SCKCR/L06			13	10	9	125	7	12°	15			
S12M-SCKCR/L06			16	12	11	150	8	10°	20			
S12M-SCKCR/L09			16	12	11	150	8	12°	20			
S16Q-SCKCR/L09			20	16	15	160	10	10°	25	CC□ T 09T3□□	L60M4X8	T15
S20Q-SCKCR/L09			24	20	19	180	13	8°	30			
S25R-SCKCR/L09			31	26	24	200	16	8°	35			

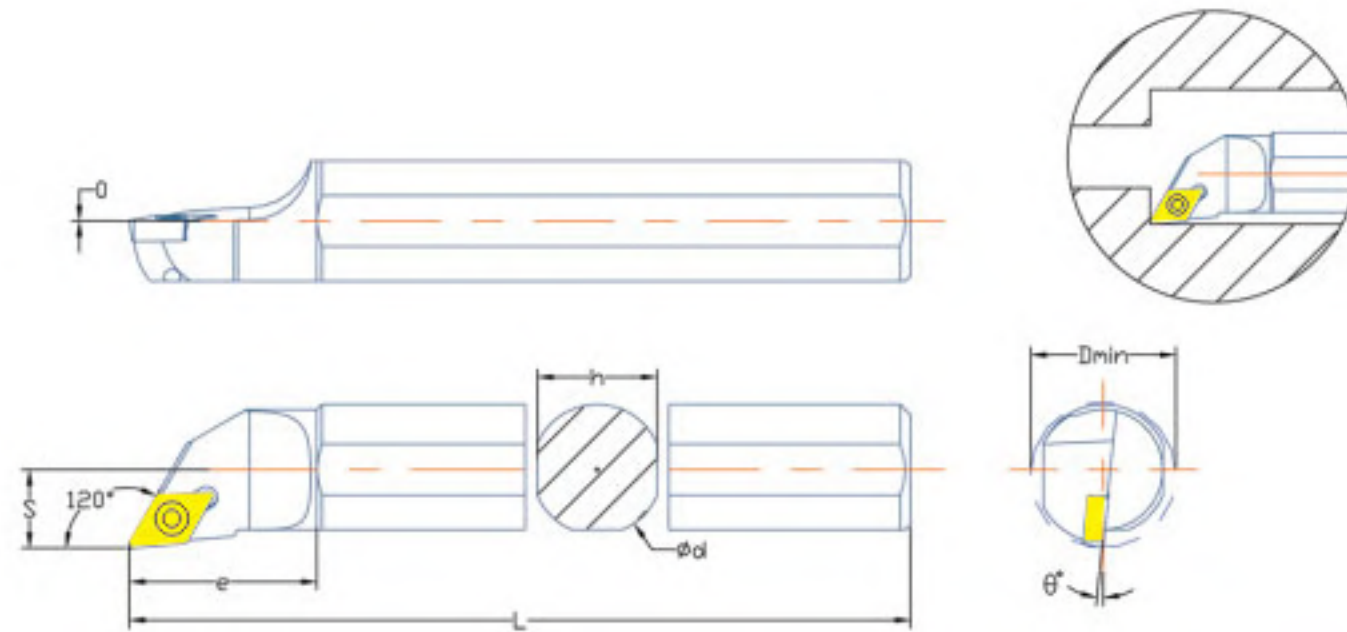
## SDQCR/L






Codes	Dimension(mm)									Insert	Screw	Wrench
	Stock 库存		Dmin	φd	h	L	s	θ°	e			
	R	L										
S08K-SDQCR/L07			10	8	7	125	6	-8°		DC□ T 0702□□	L60M2.5X5	T08
S10K-SDQCR/L 07			13	10	9	125	7	-8°	20			
S12M-SDQCR/L 07			16	12	11	150	9	-8°	22			
S16Q-SDQCR/L 07			20	16	15	180	11	-6°	27			
S20Q-SDQCR/L 11			25	20	18	180	13	-6°	35	DC□ T 11T3□□	L60M4X8	T15
S25R-SDQCR/L 11			32	25	23	200	17	-6°	38			

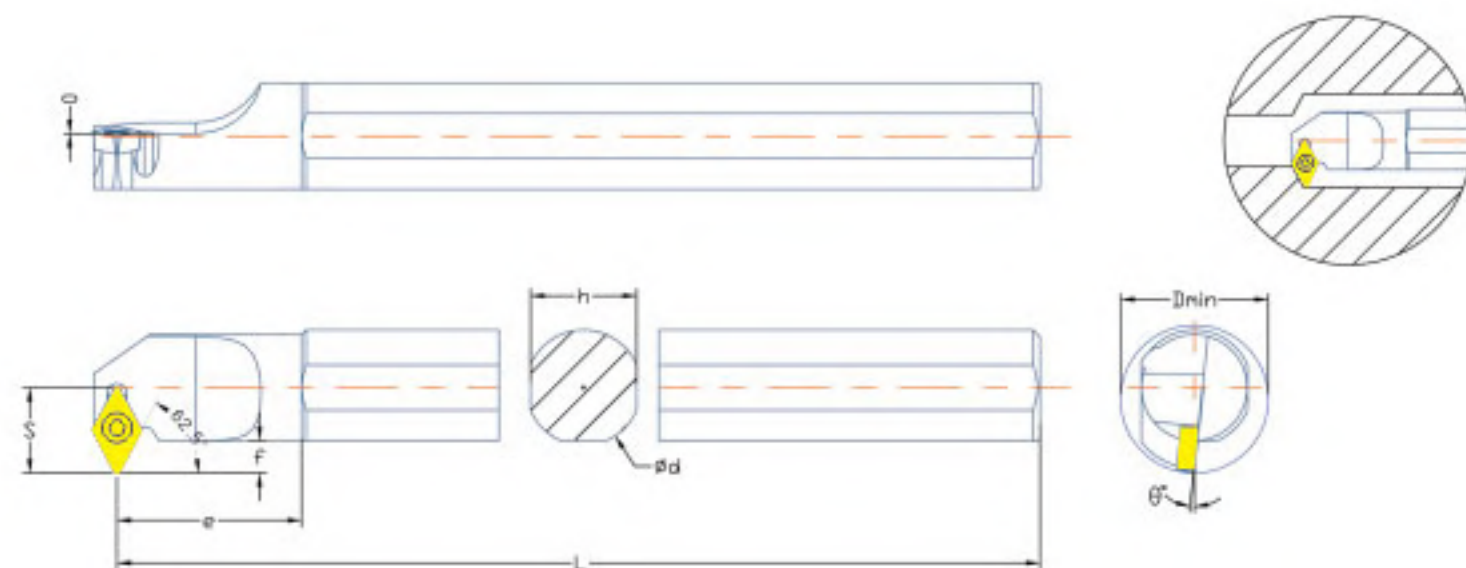





## SDXCR/L



Codes	Dimension(mm)									Insert	Screw	Wrench
	Stock 库存		Dmin	φd	h	L	s	θ°	e			
	R	L										
S10K-SDXCR/L 07			13	10	9	125	7	-8°	18			
S12M-SDXCR/L 07			16	12	11	150	8	-8°	20			
S16Q-SDXCR/L 07			20	16	15	180	10	-6°	25			
S20Q-SDXCR/L 11			25	20	18	180	13	-6°	33	DC□T 11T3□□	L60M4X8	T15
S25R-SDXCR/L 11			32	25	23	200	16	-6°	32			

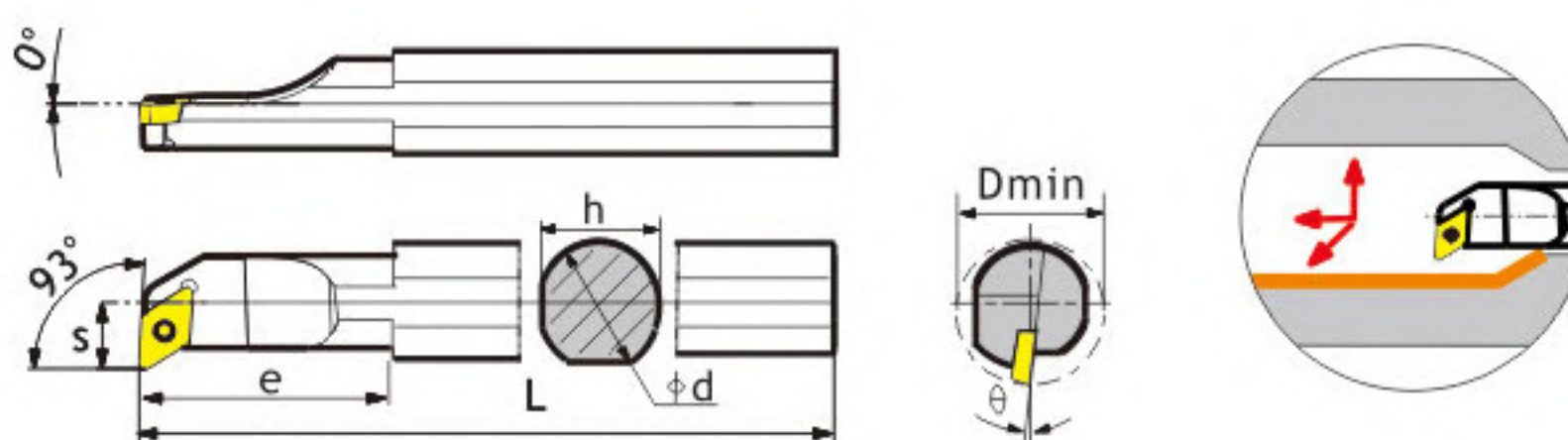
## SDWCR/L



Codes	Dimension(mm)										Insert	Screw	Wrench
	Stock 库存		Dmin	φd	h	L	s	θ°	e	f			
	R	L											
S12M-SDWCR/L 07			19	12	11	125	11	-8°	15	5.5	DC□T 0702□□	L60M2.5X5	T08
S16Q-SDWCR/L 07			23	16	15	180	12.5	-8°	15	5			
S20Q-SDWCR/L 07			27	20	19	180	14.5	-8°	22	5.5			
S20Q-SDWCR/L 11			27	20	19	180	14.5	-6°	25	6	DC□T 11T3□□	L60M4X8	T15
S25R-SDWCR/L 11			32	25	24	200	18	-6°	25	7			
S32S-SDWCR/L 11			40	32	30	250	21.5	-6°	40	6.5			

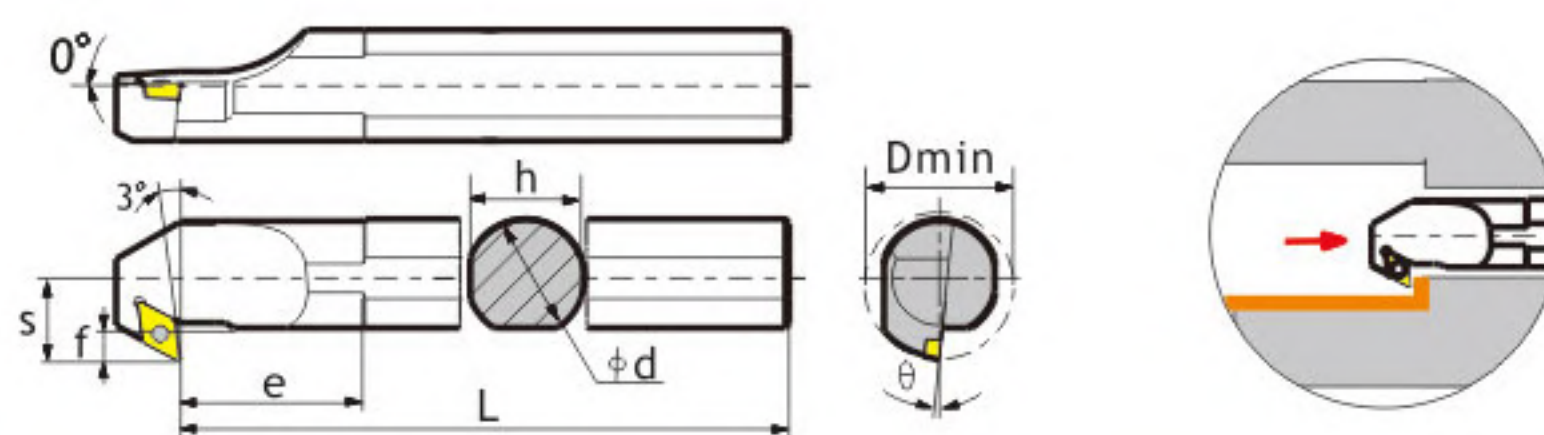


## SDUCR/L



Codes	Dimension(mm)										Insert	Screw	Wrench
	Stock 库存		Dmin	φd	h	L	s	θ°	e	f			
	R	L											
S08K-SDUCR/L07			13	08	7.5	125	8	-8°		4	DC□ T0702□□	L60M2.5X5	T08
S10K-SDUCR/L 07			13	10	9	125	7.7	-8°		3			
S12M-SDUCR/L 07			16	12	11	150	8.5	-8°	22	3			
S16Q-SDUCR/L 07			20	16	15	180	11	-6°	27	3.5			
S20Q-SDUCR/L 11			25	20	18	180	14.5	-6°	30	5.5	DC□ T11T3□□	L60M4X8	T15
S25R-SDUCR/L 11			32	25	23	200	18.5	-6°	35	7			

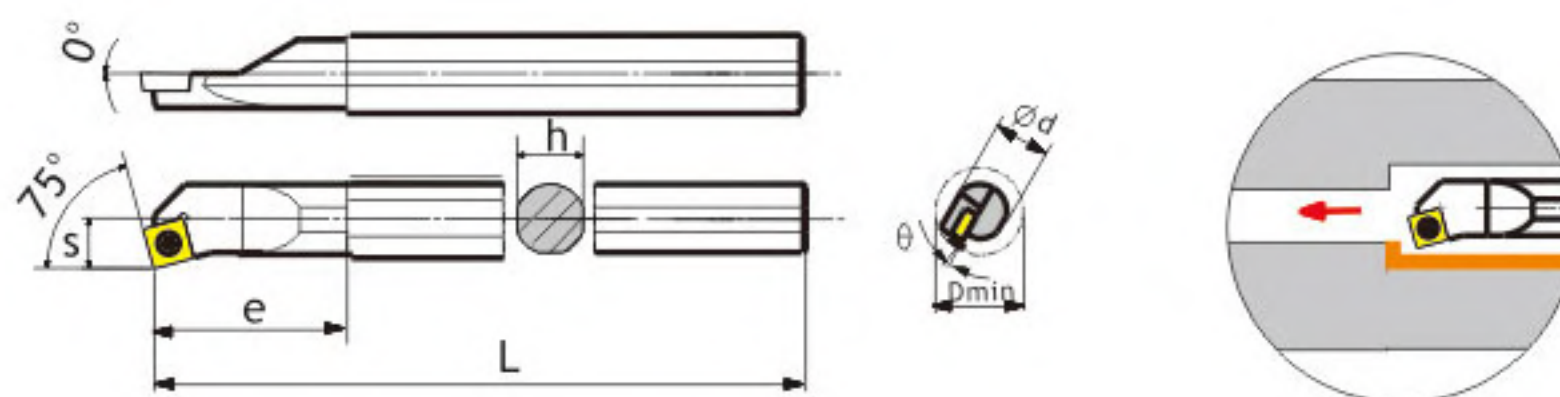
## SDZCR/L






Codes	Dimension(mm)										Insert	Screw	Wrench
	Stock 库存		Dmin	φd	h	L	s	θ°	e	f			
	R	L											
S20Q-SDZCR/L11			27	20	18	180	16	-6°	20	7.5	DC□ T11T3□□	L60M4X8	T15
S25R-SDZCR/L 11			33	25	23	200	19	-6°	30	7.5			
S32S-SDZCR/L 11			40	32	30	250	23	-6°	35	8.4			
S40T-SDZCR/L 11			50	40	37	300	28	-4°	50	9.4			

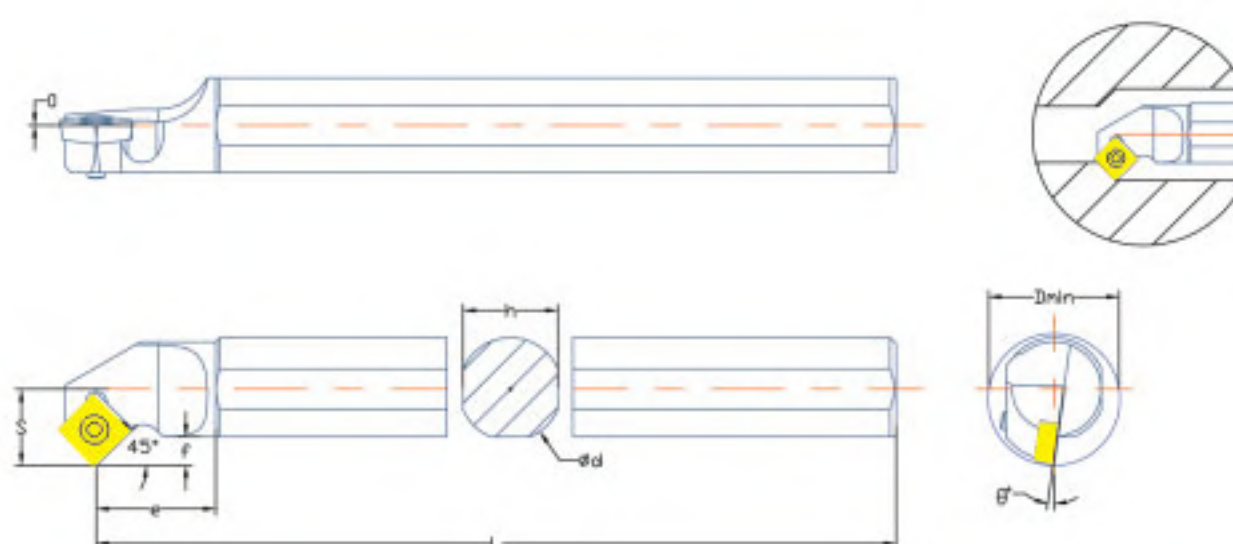





## SSKCR/L



Codes	Dimension(mm)								Insert	Screw	Wrench	
	Stock 库存		Dmin	φd	h	L	s	θ°	e			
S12M-SSKCR/L 09			16	12	11	150	9	-10°	25	SC□ T 09T3□□	L60M4X8	T15
S16Q-SSKCR/L 09			20	16	15	180	11	-11°	30			
S20Q-SSKCR/L 09			25	20	18	180	13	-6°	35			
S25R-SSKCR/L 09			32	25	23	200	17	-8°	40			
S25R-SSKCR/L 12			32	25	23	200	17	-8°	40	SC□ T 1204□□	L60M5X12	T20
S32S-SSKCR/L 12			40	32	30	250	22	-10°	45			

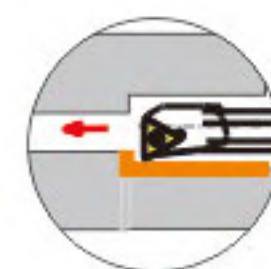
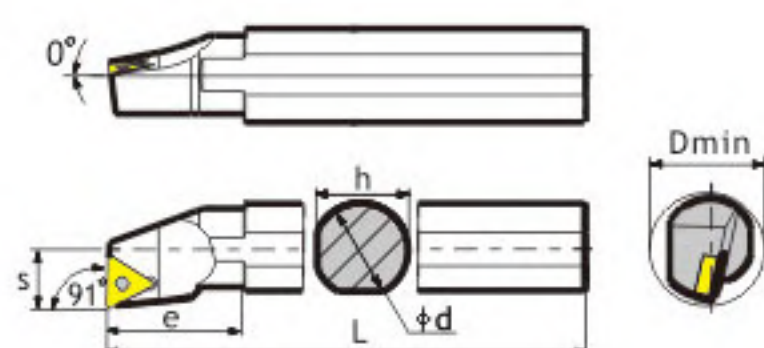
## SSSCR/L



Codes	Dimension(mm)									Insert	Screw	Wrench	
	Stock 库存		Dmin	φd	h	L	s	θ°	e	f			
	R	L											
S12M-SSSCR/L 09			17	12	11	150	10	-10°	15	4.5	SC□ T 09T3□□	L60M4X8	T15
S16Q-SSSCR/L 09			22	16	15	180	13	-11°	25	5.5			
S20Q-SSSCR/L 09			25	20	18	180	15	-6°	30	6			
S25R-SSSCR/L 09			32	25	23	200	17	-8°	35	5.5			
S25R-SSSCR/L 12			32	25	23	200	17	-8°	35	5.5	SC□ T 1204□□	L60M5X12	T20
S32S-SSSCR/L 12			40	32	30	250	22	-10°	40	7			

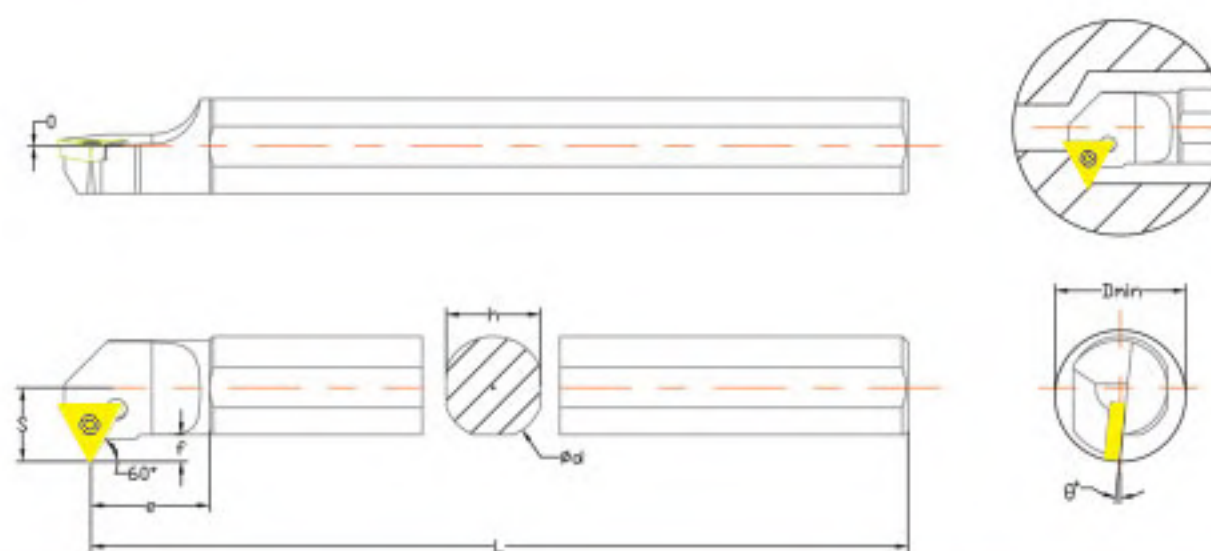


## STFCR/L



Codes	Dimension(mm)								Insert	Screw	Wrench
	Stock 库存		Dmin	ϕd	h	L	s	e			
	R	L									
S08K-STFCR/L09			10	08	7	125	5.5	8	TC□ T 0902□□	L60M2.2X6	T06
S10K-STFCR/L09			12	10	9	125	6.8	10			
S12M-STFCR/L 09			16	12	11	150	8	10			
S12M-STFCR/L11			14	12	11	150	6.5	25	TC□ T 1102□□	L60M2.5X5	T08
S16Q-STFCR/L 11			18	16	15	180	9	25			
S20Q-STFCR/L 11			25	20	18	180	11	25			
S25R-STFCR/L 16			32	25	23	200	17	40	TC□ T 16T3□□	L60M4X8	T15
S32S-STFCR/L 16			36	32	30	250	18	50			
S40T-STFCR/R 16			50	40	37	300	25	60			

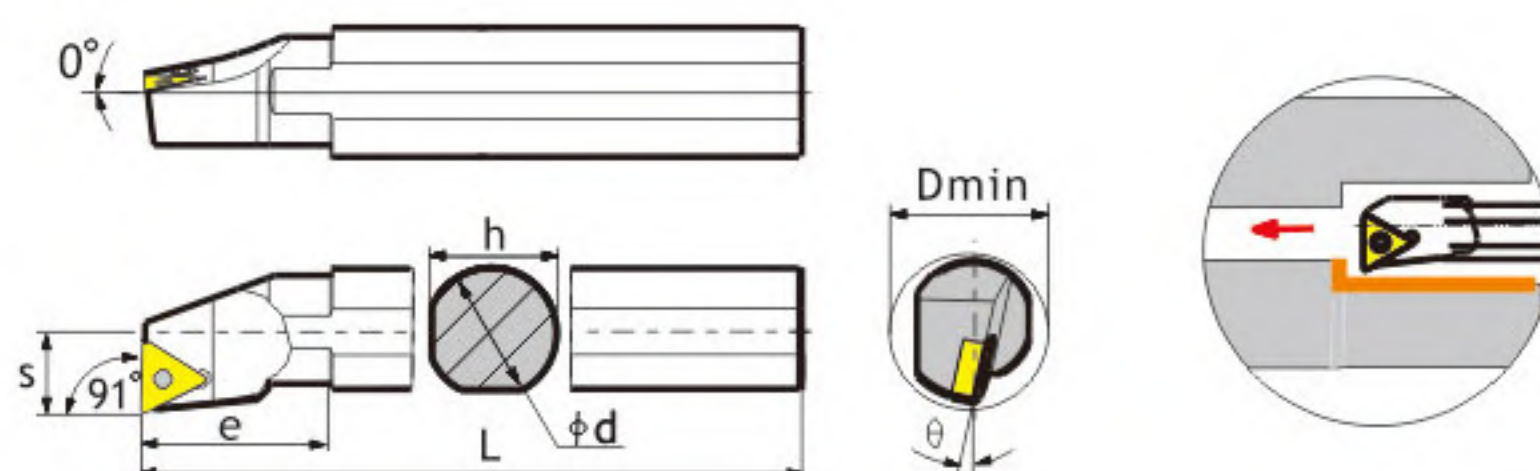
## STWCR/L






Codes	Dimension(mm)								Insert	Screw	Wrench
	Stock 库存		Dmin	ϕd	h	L	s	ϕ			
	R	L									
S10K-STWCR/L 11			14	10	9	125	8	-10°	TC□ T 1102□□	L60M2.5X5	T08
S12M-STWCR/L 11			16	12	11	150	9	-13°			
S16Q-STWCR/L 11			20	16	15	180	11	-10°			
S20Q-STWCR/L 11			25	20	19	180	13	-6°			
S25R-STWCR/L 11			32	25	24	200	17	-6°			
S20Q-STWCR/L 16			25	20	19	180	14.5	-3°	TC□ T 16T3□□	L60M4X8	T15
S25R-STWCR/L 16			32	25	24	200	17	-6°			
S32S-STWCR/L 16			39	32	30	250	22	-10°			
S40T-STWCR/L 16			50	40	37	300	25	-8°			

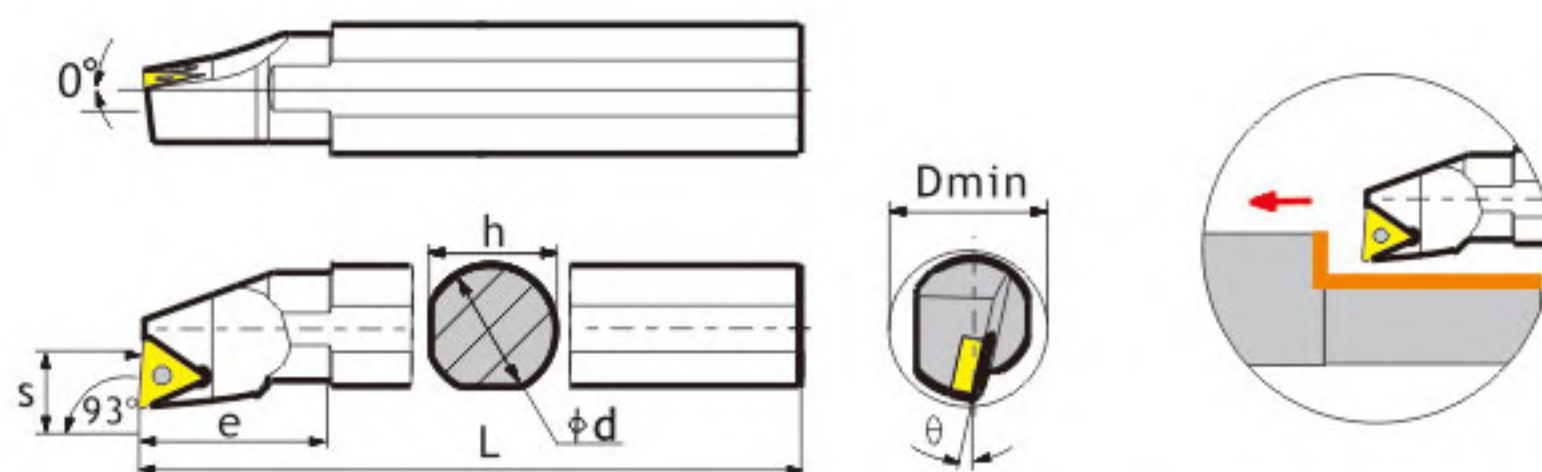





## STFPR/L



Codes	Dimension(mm)								Insert	Screw	Wrench	
	Stock 库存		Dmin	Φd	h	L	s	θ°	e			
	R	L										
S08K-STFPR/L11H09			9	08	7	125	5	-10°	14	TP□ T 0902□□ (京瓷)	L60M2.5X5	T08
S10K-STFPR/L11H11			11	10	9	125	5.5	-13°				
S12M-STFPR/L 11H13			13	12	11	150	6.8	-10°		TP□ T 1103□□ (Zccct)		
S16Q-STFPR/L 11H17			17	16	15	180	8.8	-6°				

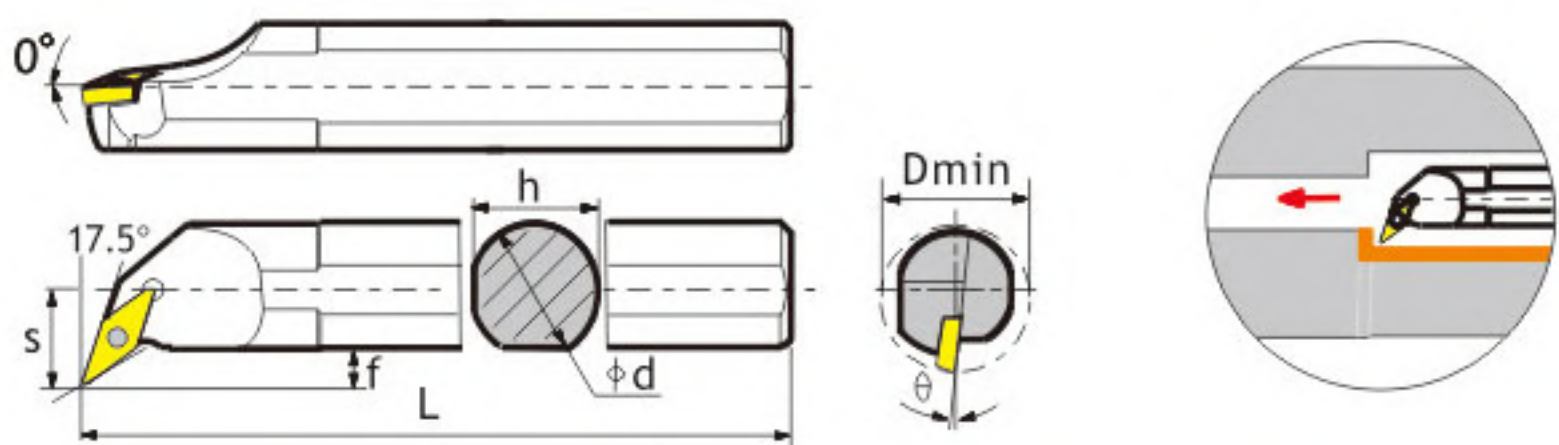
## STUCR/L






Codes	Dimension(mm)									Insert	Screw	Wrench
	Stock 库存		Dmin	φd	h	L	s	θ°	e			
S08K-STUCR/L09			11	08	7	125	5.5	-15°		TC□ T 0902□□	L60M2.2X6	T06
S08K-STUCR/L09-A16			11	16	15	125	5.5	-15°	24			
S10K-STUCR/L09			13	10	9	125	6	-13°	10			
S10K-STUCR/L09-A16			13	16	15	125	7	-13°	30			
S10K-STUCR/L11			13	10	9	125	7	-12°	10	TC□ T 1102□□	L60M2.5X5	T08
S10K-STUCR/L11-A16			16	16	15	125	7	-12°	30			
S12M-STUCR/L11			16	12	11	150	7	-10°	25			
S12M-STUCR/L11-A16			16	16	15	150	7	-10°	30			
S16Q-STUCR/L11			20	16	15	160	9	-8°	25	TC□ T 16T3□□	L60M4X8	T15
S20Q-STUCR/L11			25	20	19	180	11	-6°	25			
S25R-STUCR/L11			31	25	24	200	15	-4°	34			
S20Q-STUCR/L16			25	20	19	180	13	-8°	36			
S25R-STUCR/L16			31	25	24	200	17	-6°	40			
S32S-STUCR/L16			39	32	30	250	18	-4°	50			
S40T-STUCR/R16			50	40	38	300	25	-2°	60			

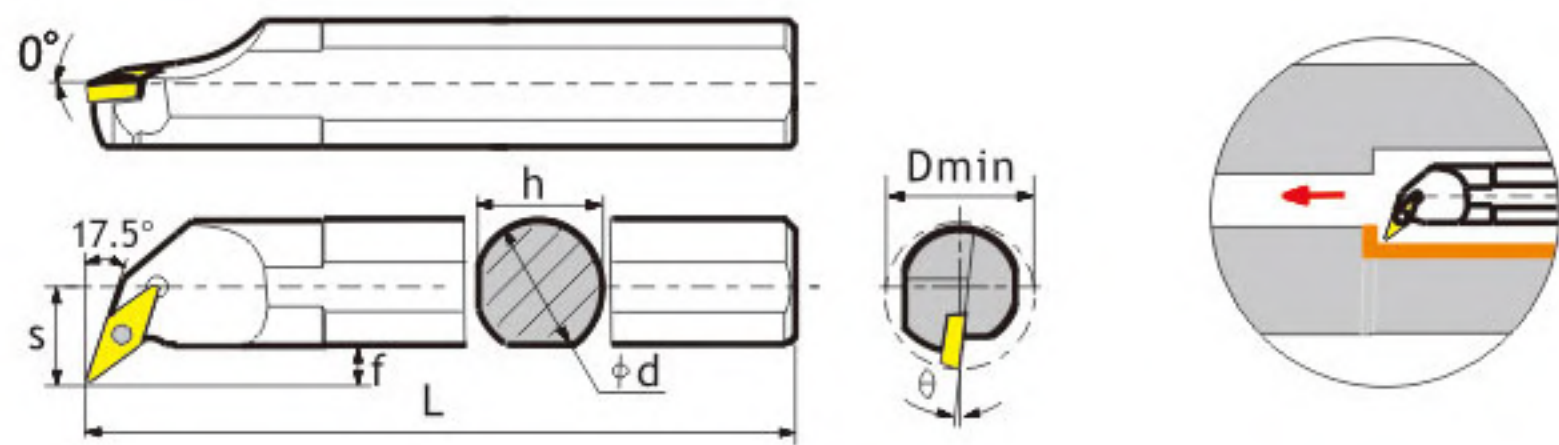






SVQCR/L



Codes	Dimension(mm)										Insert	Screw	Wrench
	Stock 库存		Dmin	Φd	h	L	s	θ°	e	f			
	R	L											
S20Q-SVQCR/L16			27	20	18	180	15	-8°	40	6.0			
S25R-SVQCR/L16			32	25	23	200	18.5	-8°	45	6.9			
S32S-SVQCR/L 16			40	32	30	250	22	-8°	56	8.4			
S40T-SVQCR/L 16			50	40	37	300	27	-8°	64	9.4			

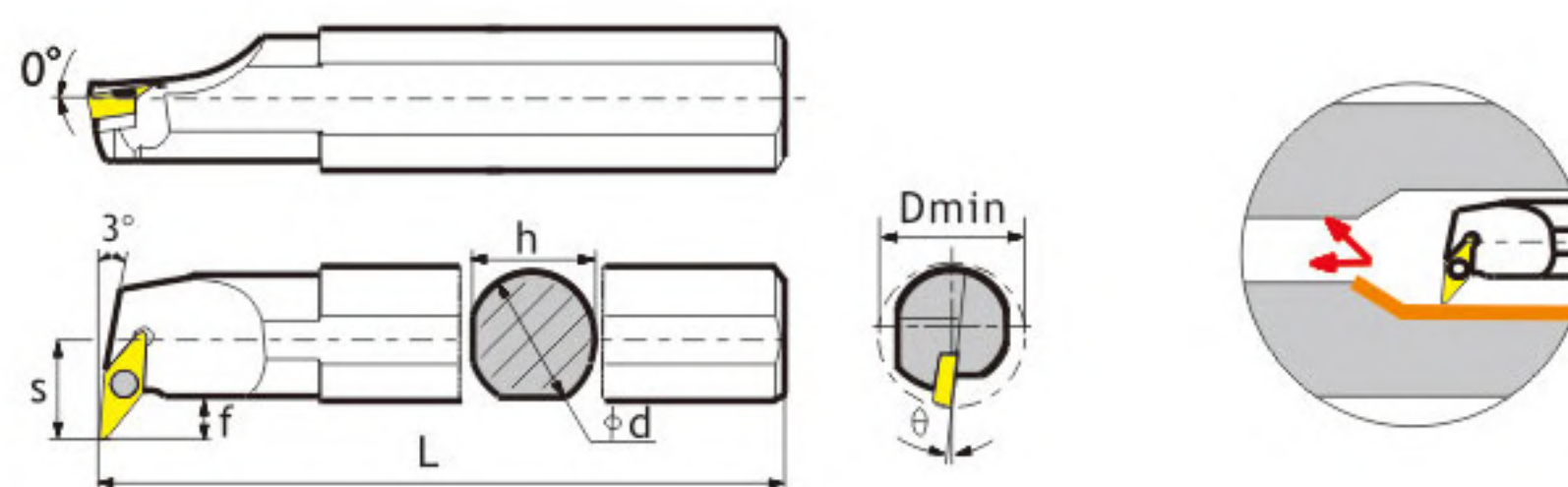
SVQBR/L



Codes	Dimension(mm)										Insert	Screw	Wrench
	Stock 库存		Dmin	φd	h	L	s	θ°	e	f			
	R	L											
S20Q-SVQBR/L16			27	20	18	180	15	-8°	40	6.0	VB□ T 1604□ □	L60M4X8	T15
S25R-SVQBR/L16			32	25	23	200	18.5	-8°	45	6.9			
S32S-SVQBR/L 16			40	32	30	250	22	-8°	56	8.4			
S40T-SVQBR/L 16			50	40	37	300	27	-8°	64	9.4			

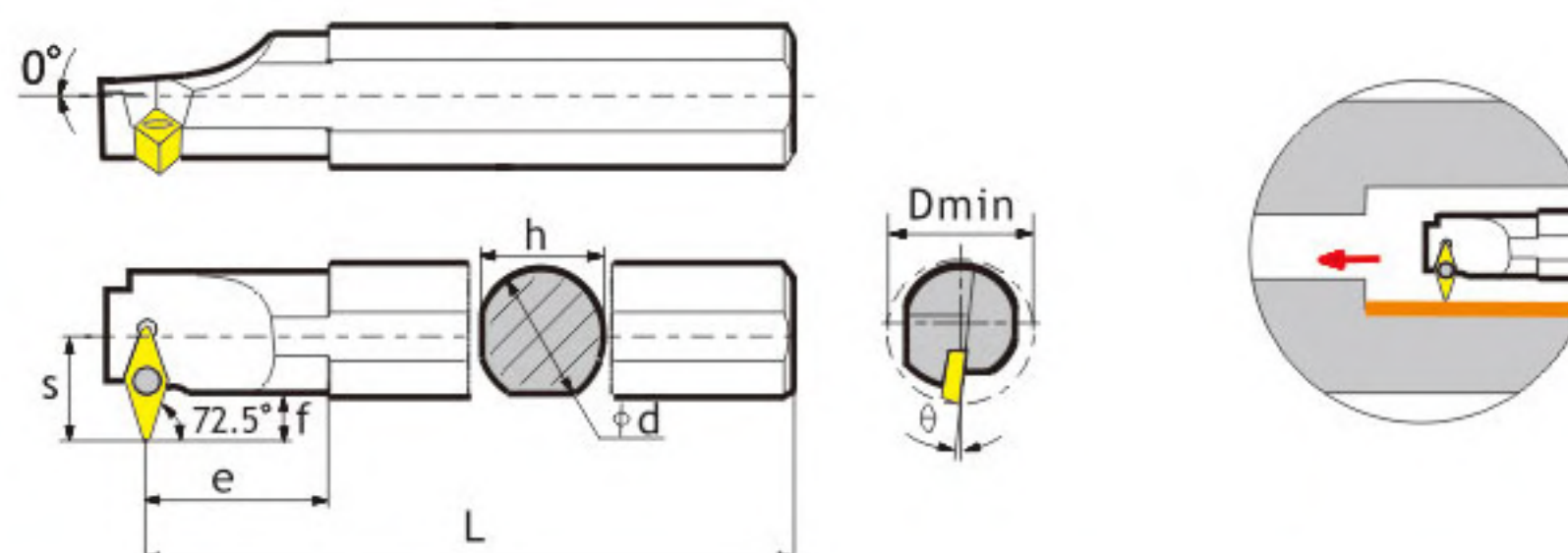


## SVUCR/L



Codes	Dimension(mm)									Insert	Screw	Wrench
	Stock 库存		Dmin	φd	h	L	s	e	f			
	R	L										
S16Q-SVUCR/L11			22	16	15	180	13.5	24	6	VC T 1103□□	L60M2.5X5	T08
S20Q-SVUCR/L16			31	20	19	180	19	32	9.5			
S25R-SVUCR/L16			35	25	23	180	20	32	8.4			
S32S-SVUCR/L 16			42	32	30	250	22	49	8.4			
S40T-SVUCR/L 16			51	40	37	300	27	49	11			

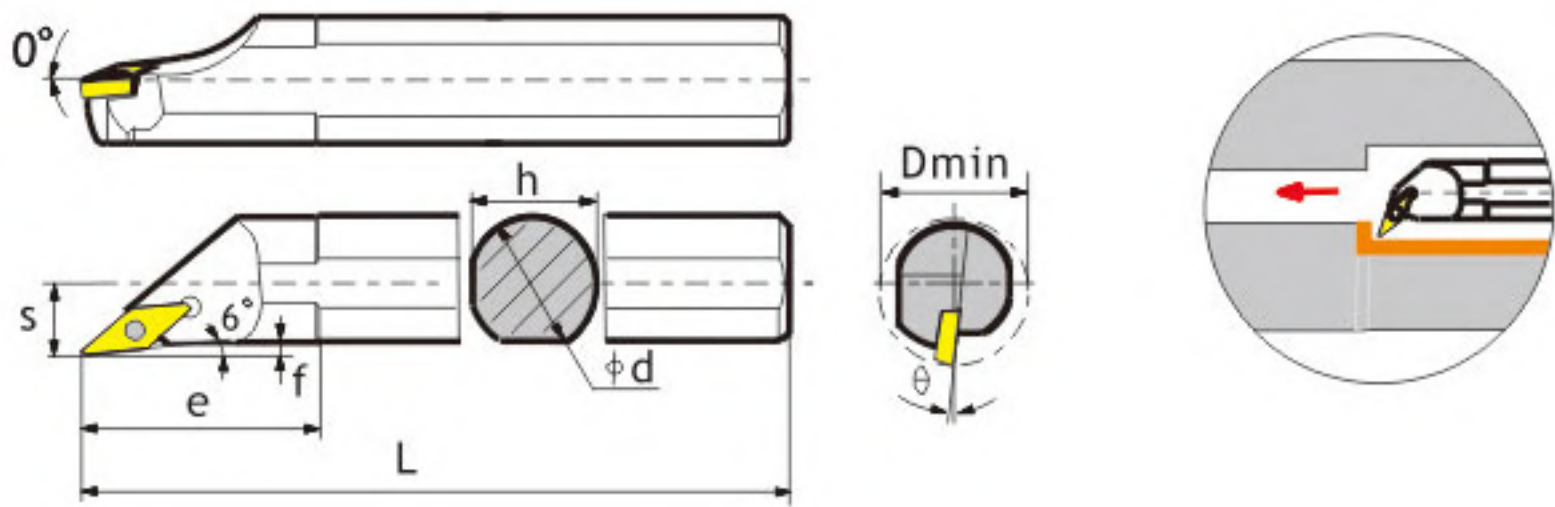
## SVWCR/L






Codes	Dimension(mm)									Insert	Screw	Wrench
	Stock 库存		Dmin	φd	h	L	s	e	f			
	R	L										
S16Q-SVWCR/L11			25	16	15	180	14	25	6.9	VC T 1103□□	L60M2.5X5	T08
S20Q-SVWCR/L16			32	20	18	180	22	25	12.9			
S25R-SVWCR/L16			36	25	23	200	22	30	10			
S32S-SVWCR/L 16			45	32	30	250	27	42	12.2			
S40T-SVWCR/L 16			55	40	37	300	30	50	11			

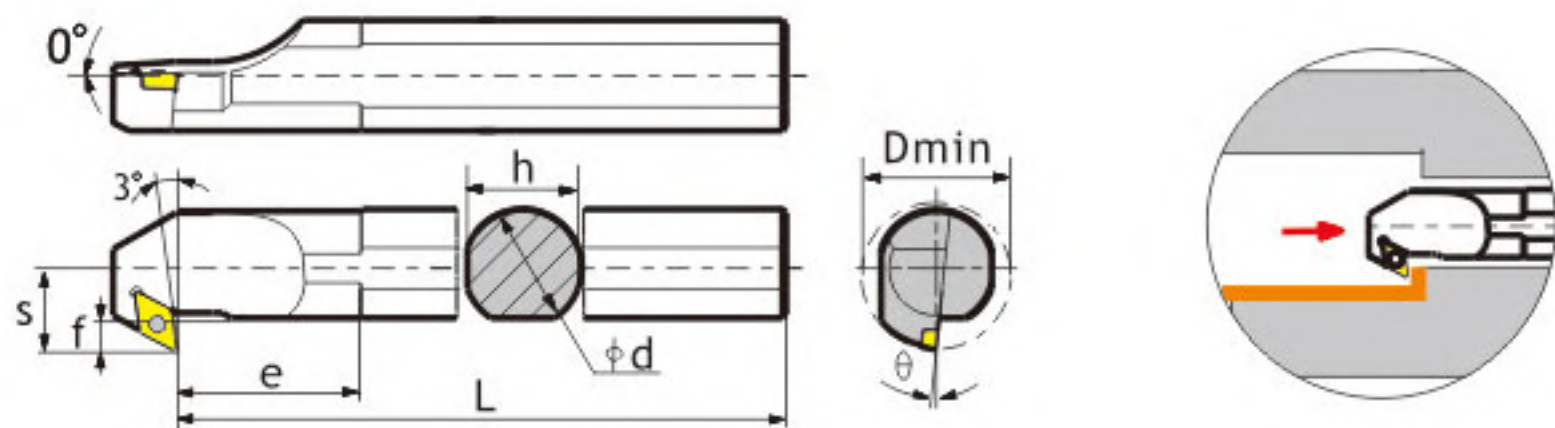





SVXCR/L



Codes	Dimension(mm)									Insert	Screw	Wrench
	Stock 库存		Dmin	ϕd	h	L	s	e	f			
	R	L										
S16Q-SVXCR/L11			20	16	15	180	9.5	35	2	VC T 1103	L60M2.5X5	T08
S20Q-SVXCR/L16			25	20	18	180	13	40	4			
S25R-SVXCR/L16			32	25	23	200	14.5	40	3			
S32S-SVXCR/L 16			40	32	30	250	21	62	6			
S40T-SVXCR/L 16			50	40	37	300	24	62	5.5			

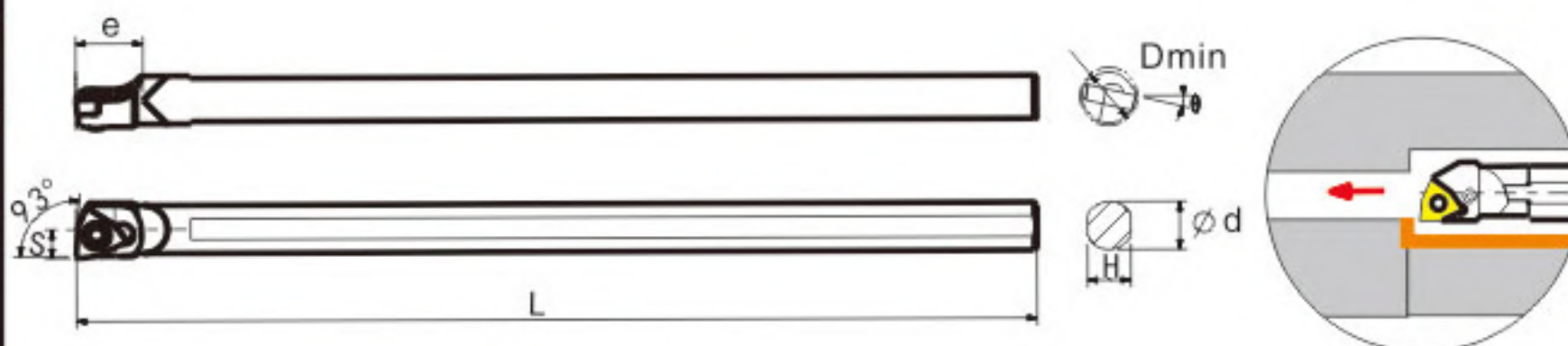

SVZCR/L






Codes	Dimension(mm)									Insert	Screw	Wrench
	Stock 库存		Dmin	ϕd	h	L	s	e	f			
	R	L										
S16Q-SVZCR/L 11			22	16	15	180	13.5	15	6.5	VC T 1103	L60M2.5X5	T08
S20Q-SVZCR/L 11			28	20	18	180	16	22	7.5			
S25R-SVZCR/L 16			34	25	23	200	21	30	10			
S32S-SVZCR/L 16			40	32	30	250	23	35	9	VC T 1604	L60M4X8	T15
S40T-SVZCR/L 16			50	40	37	300	29	40	11			

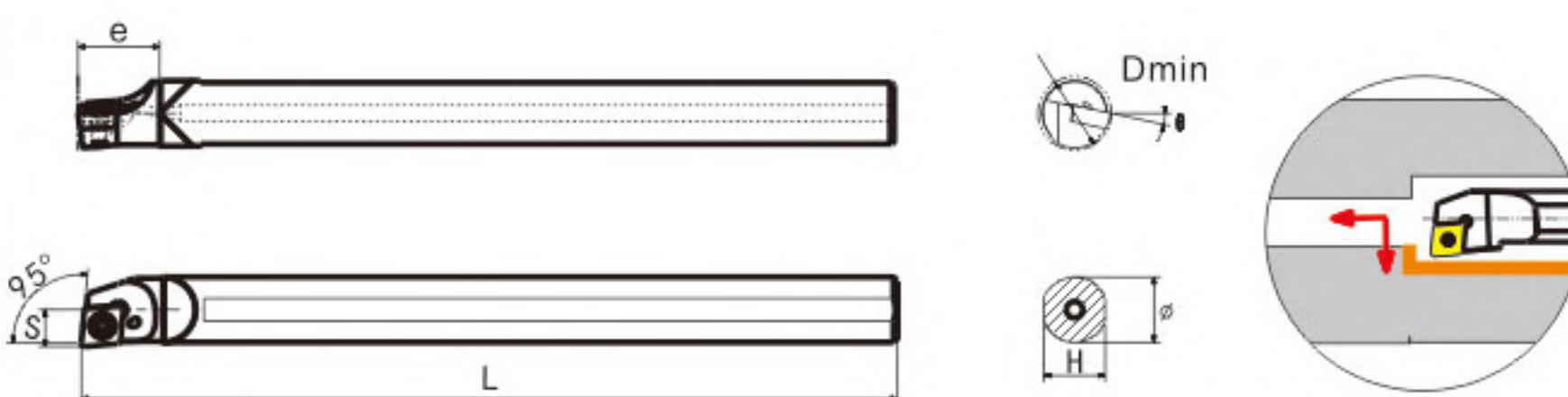





## SWUBR/L



Codes	Dimension(mm)									Insert	Screw	Wrench
	Stock库存		Dmin	Φd	h	L	s	θ°	e			
	R	L										
C05H-SWUBR/L06			6	5	4.5	100	3	-13°	7	WB□T0601□□	L60M2.0X4.3	T06
C06J-SWUBR/L06			7	6	5.5	110	3.5	-13°	7			

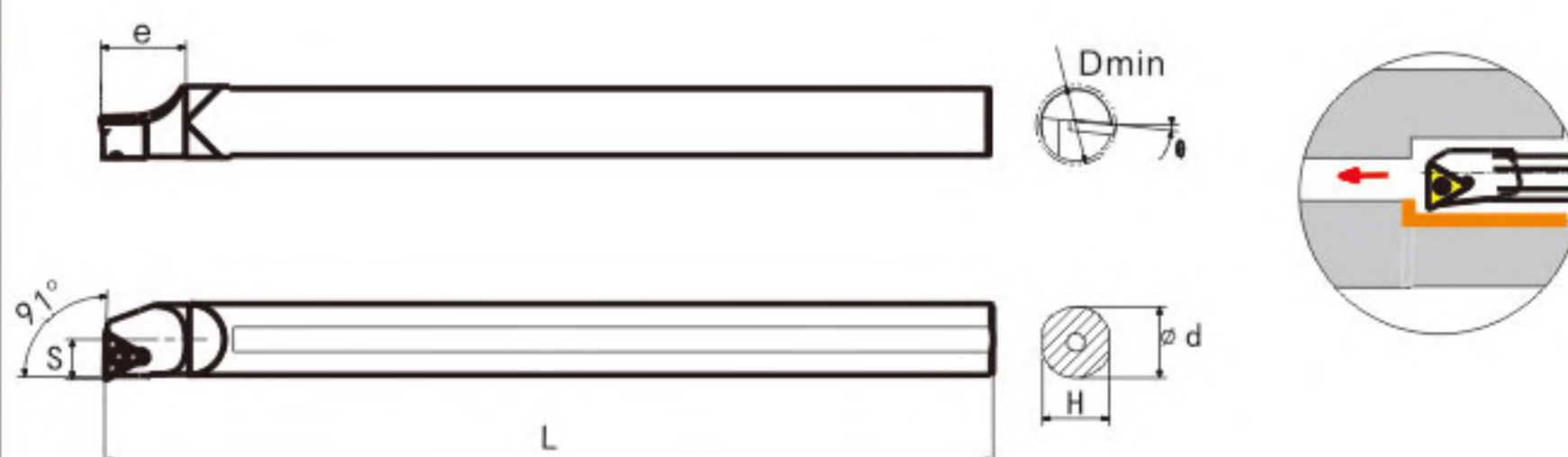
## SCLCR/L






Codes	Dimension(mm)									Insert	Screw	Wrench
	Stock库存		Dmin	φd	h	L	s	θ°	e			
	R	L										
C07K-SCLCR/L06			10	7	6.5	125	4.5	-15°	8	CC□T0602□□	L60M2.5X5	T08
C08K-SCLCR/L06			10	8	7.5	125	5	-15°	8			
C10M-SCLCR/L06			12	10	9.5	150	6	-13°	14			
C12Q-SCLCR/L06			14	12	11	180	7	-10°	14			
C12Q-SCLCR/L09			16	12	11	180	8	-10°	14	CC□T09T3□□	L60M4X8	T15
C14Q-SCLCR/L09			16	14	13	180	8	-12°	18			
C16R-SCLCR/L09			18	16	15	200	9	-12°	20			
C20S-SCLCR/L09			22	20	19	250	11	-8°	26			
C25T-SCLCR/L09			28	25	23	300	14	-6°	29			







## STFCR/L



Codes	Dimension(mm)									Insert	Screw	Wrench
	Stock 库存		Dmin	Φd	h	L	s	θ°	e			
	R	L										
C08K-STFCR/L09			10	8	7.5	125	5	-10	8	TC□T0902□□	L60M2.2X6	T06
C10M-STFCR/L09			12	10	9.5	150	6	-10	14			
C12Q-STFCR/L09			16	12	11	180	8	-5	14			
C12Q-STFCR/L11			16	12	11	180	8	-6	14	TC□T1102□□	L60M2.5X5.0	T08
C16R-STFCR/L11			18	16	15	200	9	-6	20			
C20S-STFCR/L11			25	20	19	250	12	-6	26			

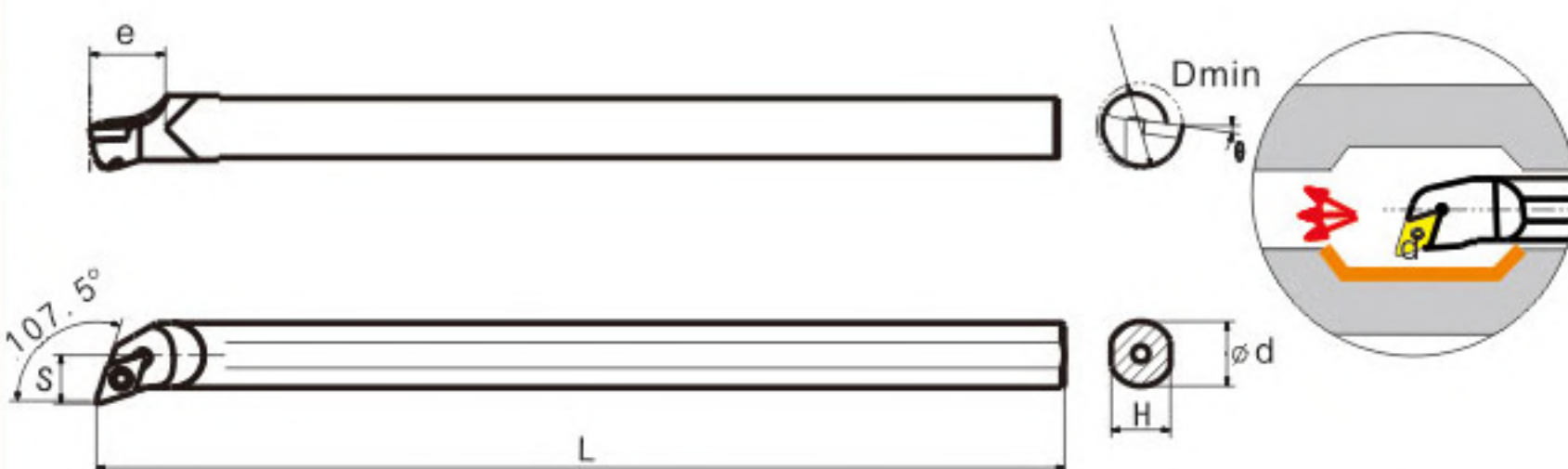
## STUPR/L






Codes	Dimension(mm)									Insert	Screw	Wrench
	Stock 库存		Dmin	φd	h	L	s	θ°	e			
	R	L										
C08K-STUPR/L09			11	8	7.5	125	5.5	-10	8			
C10M-STUPR/L09			13	10	9.5	150	6.5	-8	14			
C12Q-STUPR/L09			16	12	11	180	7.5	-6	14			
C12Q-STUPR/L11			16	12	11	180	7.5	-6	14	TP□T1103□□ (京瓷)	L60M3.0X7	T10
C16R-STUPR/L11			18	16	15	200	9	-6	20			
C20S-STUPR/L11			25	20	19	250	12	-6	26			

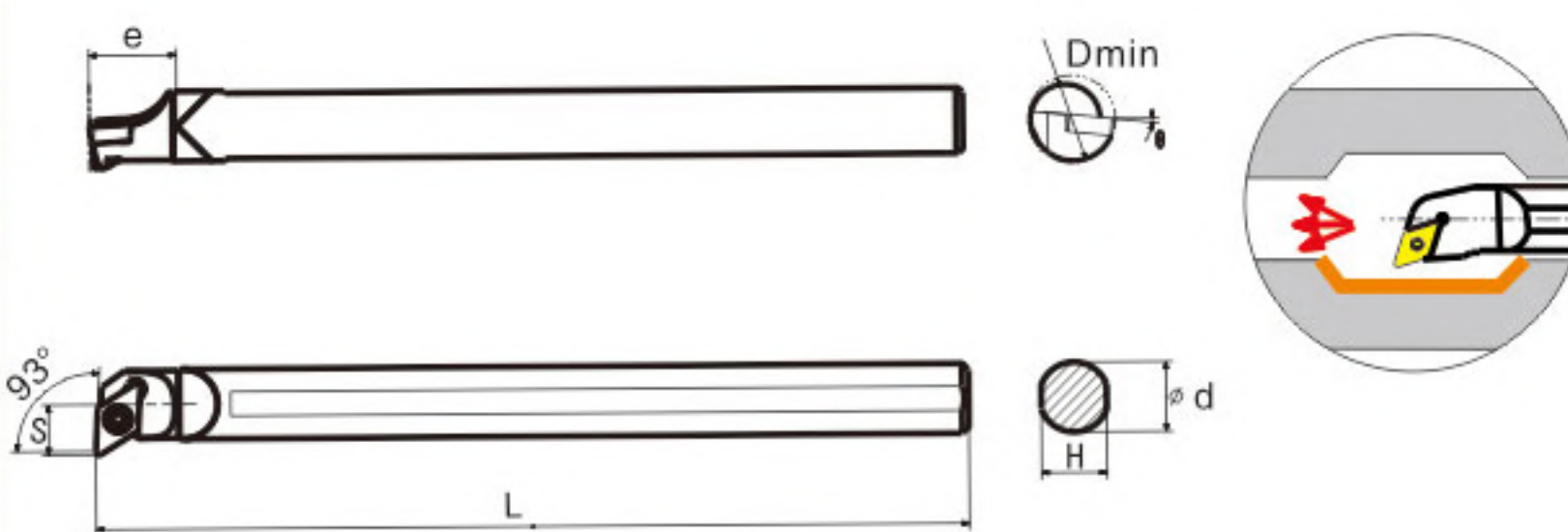






## SDQCR/L



Codes	Dimension(mm)									Insert	Screw	Wrench
	Stock库存		Dmin	Φd	h	L	s	θ°	e			
	R	L										
C10M-SDQCR/L07			13	10	9.5	150	7	-8°	14			
C12Q-SDQCR/L07			16	12	11	180	9	-8°	14			
C16R-SDQCR/L07			20	16	15	180	13	-6°	20			

## SDUCR/L



Codes	Dimension(mm)									Insert	Screw	Wrench
	Stock库存		Dmin	Φd	h	L	s	θ°	e			
	R	L										
C10M-SDUCR/L07			13	10	9.5	150	7	-8°	14			
C12Q-SDUCR/L07			16	12	11	180	9	-8°	14			
C16R-SDUCR/L07			20	16	15	200	11	-8°	20			
C20S-SDUCR/L07			25	20	19	250	13	-6°	16			



**R**

右切 Right

**L**

左切 Left

只标注到整数 例:h=8mm,标为08  
Integers to be proceeded by 0  
eg:h=8 indicated by 08

注: 圆刀杆用00表示

例:b=8mm,标为08  
Integers to be proceeded by 0  
eg:b=8 indicated by 08

注: 圆刀杆就用直径表示

代号 Code	长度 Length
H	100
K	125
M	150
P	170
Q	180
R	200
S	250

3.切削方向 Cutting direction 范例 Example      4.刀尖高度 Tools-tip height      5.刀体宽度 Shank width      6.刀杆长度 Tool holder length

**S**   **E**   **R**   **25**   **25**   **M**   **16**

1.压紧方式 Clamping System

**C**

压板压紧式  
Top clamping

**S**

螺钉压紧式  
Screw on

2.螺纹形式 Type of thread


<b>N</b>	内螺纹 Internal
<b>E</b>	外螺纹 External

7.刀片尺寸 Insert dimension

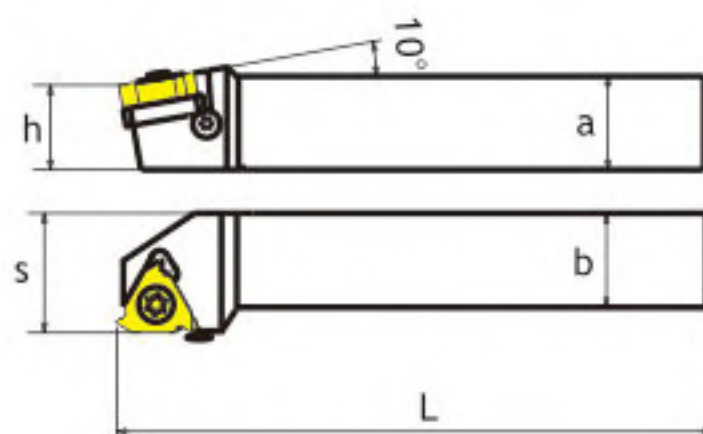
代号 Code	三角形边长 Cutting edge length	内切圆 Inscribed circle dia.
11	11	6.305
16	16	9.525
22	22	12.70
27	27	15.89











## 外螺纹车刀 External threading tools



图示为右刀

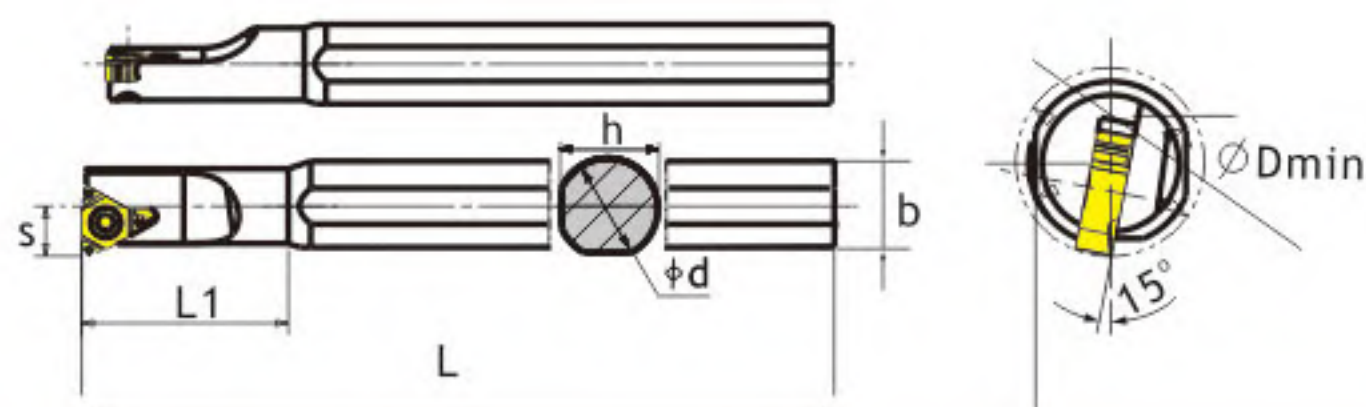







Codes		Dimension(mm)							Insert	Screw	Shim	Shim Screw	Wrench
		Stock 库存		a	h	b	L	s					
		R	L										
SER/L	1010H11H			10	10	10	100	16	R/LT11.01W-□□GM	L60 M2.5 × 6	—	—	T08
	1212H11H			12	12	12	100	16					
	1616H16H			16	16	16	100	20					
	2020K16H			20	20	20	125	25	R/LT16.01W-□□GM	L60 M3.5 × 12	TT16-□□	SS04008	T15 S2.5
	2525M16H			25	25	25	150	32					
	3225P16H			32	32	25	170	32					
	3232P16H			32	32	32	170	40					
	2525M22H			25	25	25	150	32	R/LT22.01W-□□GM	L60 M5 × 16	TT22-□□	SS04008	T20 S2.5
	3225P22H			32	32	25	170	32					
	3232P22H			32	32	32	170	40					
	4040S22H			40	40	40	250	50					






Codes		Dimension(mm)							Insert	Screw	Shim	Shim Screw	Wrench
		Stock 库存		a	h	b	L	s					
		R	L										
SER/L	1010H11			10	10	10	100	16	11ER/L	L60 M2.5 × 6	—	—	T08
	1212H11			12	12	12	100	16					
	1616H16			16	16	16	100	20					
	2020K16			20	20	20	125	25	16ER/L	L60 M3.5 × 12	TT16-□□	SS04008	T15 S2.5
	2525M16			25	25	25	150	32					
	3225P16			32	32	25	170	32					
	3232P16			32	32	32	170	40					
	2525M22			25	25	25	150	32	22ER/L	L60 M4 × 16	TT22-□□	SS04008	T20 S2.5
	3225P22			32	32	25	170	32					
	3232P22			32	32	32	170	40					
	4040S22			40	40	40	250	50					
	3232P27			32	32	32	170	40	27ER/L	L60 M6 × 16	TT27-□□		
	4040S27			40	40	40	250	50					



## 内螺纹车刀 Internal threading tools



Codes	Dimension(mm)								Insert	Shim	Screw	Wrench	Shim Screw
	Stock 库存	d	L	b	Dmin	s	h	L1					
SNR/L0010K11H		10	125		12	6	9.5	32	LT11.01N-□□GM RT11.01N-□□GM	—	L60 M2.5 × 5	T08	
SNR/L0012K11H		12	125		16	6	11.5	32					
SNR/L0013M16H		13	150		16	10	15.5	32	LT16.01N-□□GM RT16.01N-□□GM	—	L60 M3.5 × 8	T15	
SNR/L0016M16H		16	150		20	12	15.5	40					
SNR/L0020Q16H		20	180		25	14	19.5	40					
SNR/L0025R16H		25	200		30	16	24	45	RT22.01N-□□GM LT22.01N-□□GM	TT16	L60 M3.5 × 8	T15 S2.5	SS04008
SNR/L0032S16H		32	250		38	20	30	55					
SNR/L0025R22H		25	200		30	18	24	45	RT22.01N-□□GM LT22.01N-□□GM	TT22	L60 M5 × 16	T20 S2.5	SS04008
SNR/L0032S22H		32	250		38	22	30	55					
SNR/L0040T22H		40	300		46	26	38	60					

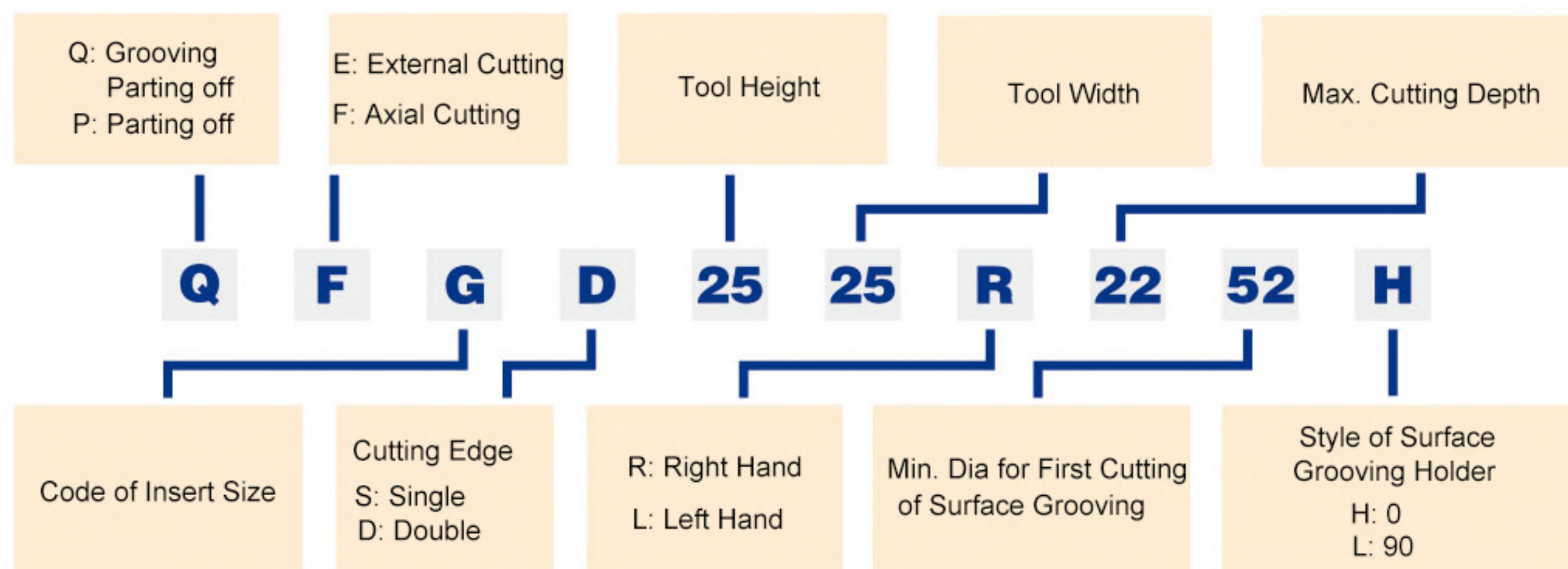
Codes	Dimension(mm)								Insert	Shim	Screw	Wrench	Shim Screw
	Stock 库存	d	L	b	Dmin	s	h	L1					
SNR/L0010K11		10	125		12	6	9.5	32	11IR/L	—	L60 M2.5 × 5	T08	
SNR/L0012K11		12	125		16	6	11.5	32					
SNR/L0013M16		13	150		16	10	15.5	32	16IR/L	—	L60 M3.5 × 8	T15	
SNR/L0016M16		16	150		20	12	15.5	40					
SNR/L0020Q16		20	180		25	14	19.5	40					
SNR/L0025R16		25	200		30	16	24	45	16IR/L	TT16	L60 M3.5 × 8	S2.5	SS04008
SNR/L0032S16		32	250		38	20	30	55					
SNR/L0025R22		25	200		30	18	24	45	22IR/L	TT22	L60 M4 × 16	T20 S2.5	SS04008
SNR/L0032S22		32	250		38	22	30	55					
SNR/L0040T22		40	300		46	26	38	60					
SNR/L0032S27		32	250		40	24	30	55	27IR/L	TT27	L60 M6 × 16	T20 S2.5	SS04008
SNR/L0040T27		40	300		50	30	38	60					



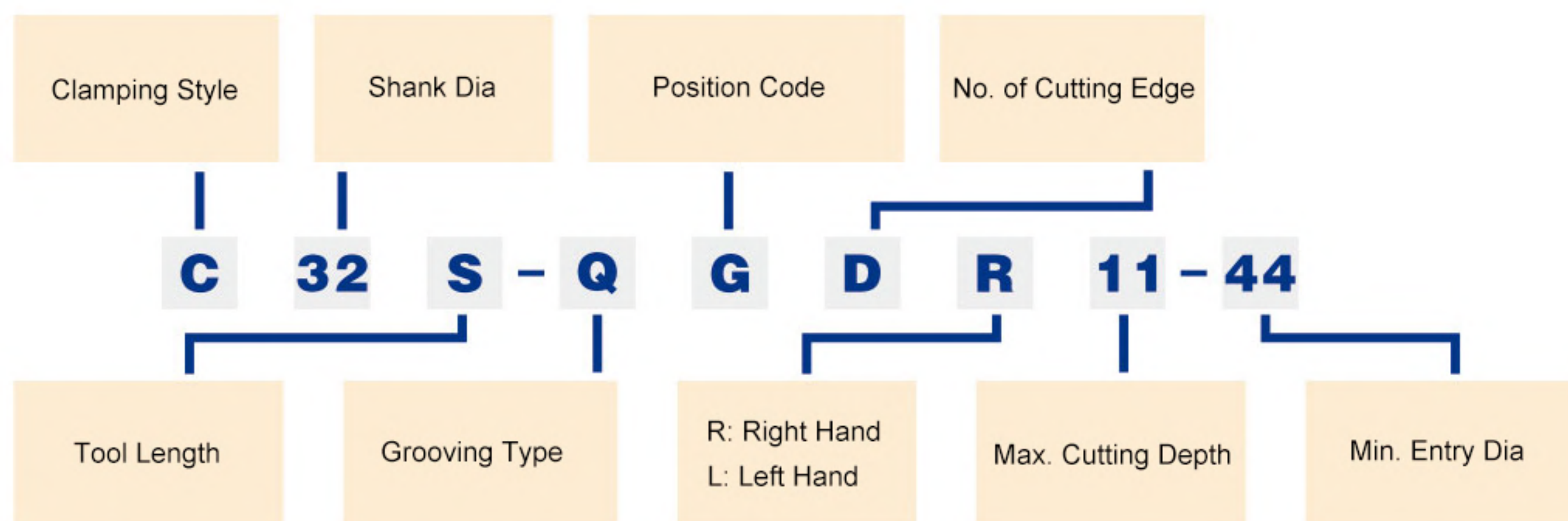
## 切断切槽刀杆命名规则

Codes System - Grooving Tool Holders

### External Grooving Tools



### Internal Grooving Tools



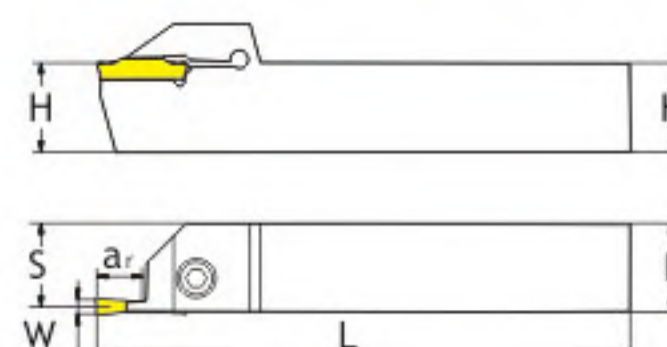
### Grooving Blades








## 外圆切断、切槽刀具

## External Parting, Grooving and Turning Tools

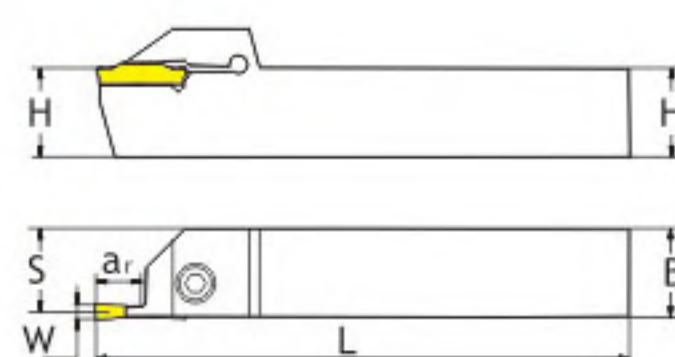





Codes		Dimension(mm)					Insert	Screw	Wrench
		H×B	L	S	W	最大切深 a <sub>r</sub> max			
QEED	1616R/L10	16x16	125	15	2.5	10	Z*ED*****	M5 × 20	S4
	1616R/L17	16x16	125	15	2.5	17	Z*ED*****		
	2020R/L10	20x20	125	19	2.5	10	Z*ED*****	M6 × 20	S5
	2020R/L17	20x20	125	19	2.5	17	Z*ED*****		
	2525R/L10	25x25	150	24	2.5	10	Z*ED*****		
	2525R/L17	25x25	150	24	2.5	17	Z*ED*****		
QEFD	1616R/L10	16x16	125	14.8	3	10	Z*FD*****	M5 × 20	S4
	1616R/L17	16x16	125	14.8	3	17	Z*FD*****		
	2020R/L10	20x20	125	18.8	3	10	Z*FD*****	M6 × 20	S5
	2020R/L17	20x20	125	18.8	3	17	Z*FD*****		
	2525R/L10	25x25	150	23.8	3	10	Z*FD*****		
	2525R/L17	25x25	150	23.8	3	17	Z*FD*****		
QEGD	2020R/L13	20x20	125	18.5	4	13	Z*GD*****	M6 × 20	S5
	2020R/L 22	20x20	125	18.5	4	22	Z*GD*****		
	2525R/L13	25x25	150	23.5	4	13	Z*GD*****		
	2525R/L 22	25x25	150	23.5	4	22	Z*GD*****		
	3232R/L13	32x32	170	30.5	4	13	Z*GD*****		
	3232R/L 22	32x32	170	30.5	4	22	Z*GD*****		
QEHD	2525R/L13	25x25	150	23	5	13	Z*HD*****		
	2525R/L 22	25x25	150	23	5	22	Z*HD*****		
QEHS	2525N 30	25x25	150	12.5	5	30	Z*HS*****		
QEHD	3232R/L13	32x32	170	30	5	13	Z*HD*****		
	3232R/L 22	32x32	170	30	5	22	Z*HD*****		
QEHS	3232N 30	32x32	170	16	5	30	Z*HS*****		
QEKD	2525R/L13	25x25	150	22.6	6	13	Z*KD*****		
	2525R/L 22	25x25	150	22.6	6	22	Z*KD*****		
QEKs	2525N 30	25x25	150	12.5	6	30	Z*Ks*****		
QEKD	3232R/L13	32x32	170	29.6	6	13	Z*KD*****		
	3232R/L 22	32x32	170	29.6	6	22	Z*KD*****		
QEKs	3232N 30	32x32	170	16	6	30	Z*Ks*****		



## 外圆切断、切槽刀具

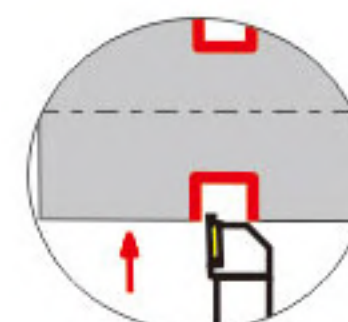
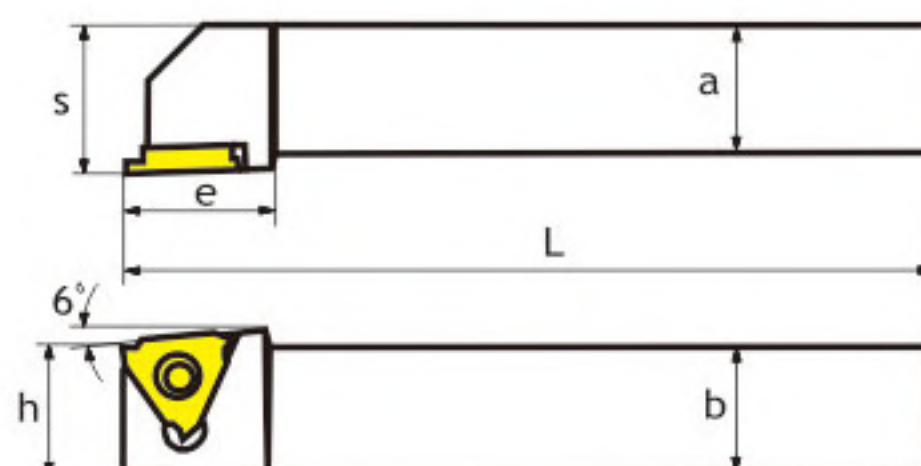
## External Parting, Grooving and Turning Tools






Codes		Dimension(mm)					Insert	Screw	Wrench
		H	L	S	W	最大切深 a <sub>r,max</sub>			
MGEHR/L	1616-2	16	100	15	2	14.5	MGMN200-M	M5 × 17	S4
	2020-2	20	125	19	2	14.5	MGMN200-M	M6 × 20	S5
	2525-2	25	150	24	2	14.5	MGMN200-M	M6 × 20	S5
	1616-2.5	16	100	15	2.5	16.5	MGMN250-M	M5 × 17	S4
	2020-2.5	20	125	19	2.5	16.5	MGMN250-M	M6 × 20	S5
	2525-2.5	25	150	24	2.5	16.5	MGMN250-M	M6 × 20	S5
	1616-3	16	100	14.8	3	18	MGMN300-M	M5 × 17	S4
	2020-3	20	125	18.8	3	18	MGMN300-M	M6 × 20	S5
	2020-3-T10	20	125	18.8	3	10	MGMN300-M		
	2525-3	25	150	23.8	3	18	MGMN300-M		
	2525-3-T10	25	150	23.8	3	10	MGMN300-M		
	3232-3	32	170	30.5	3	18	MGMN300-M		
	3232-3-T10	32	170	30.5	3	10	MGMN300-M	M6 × 20	S5
	2020-4	20	125	18.5	4	18	MGMN400-M		
	2020-4-T10	20	125	18.5	4	10	MGMN400-M		
	2525-4	25	150	23.5	4	18	MGMN400-M		
	2525-4-T10	25	150	23.5	4	10	MGMN400-M		
	3232-4	32	170	30.5	4	18	MGMN400-M		
	3232-4-T10	32	170	30.5	4	10	MGMN400-M		
	2020-5	20	150	18	5	23	MGMN500-M		
	2020-5-T15	20	150	18	5	15	MGMN500-M		
	2525-5	25	150	23	5	23	MGMN500-M		
	2525-5-T15	25	150	23	5	15	MGMN500-M		
	3232-5	32	170	30	5	23	MGMN500-M		
	3232-5-T15	32	170	30	5	15	MGMN500-M		
	2020-6	20	125	17	6	23	MGMN600-M		
	2020-6-T10	20	125	17	6	10	MGMN600-M		
	2525-6	25	150	22.6	6	23	MGMN600-M		
	2525-6-T15	25	150	22.6	6	15	MGMN600-M		
	3232-6	32	170	29.6	6	23	MGMN600-M		
	3232-6-T15	32	170	29.6	6	15	MGMN600-M		

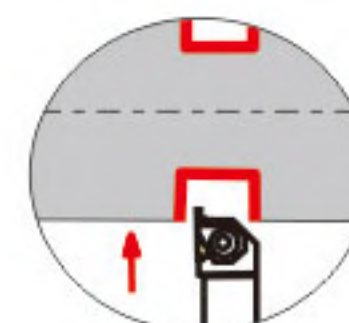
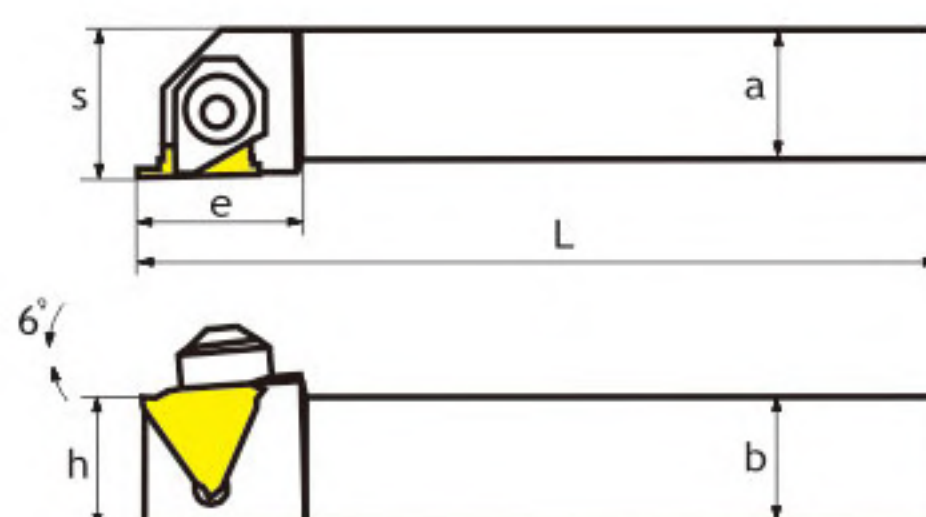
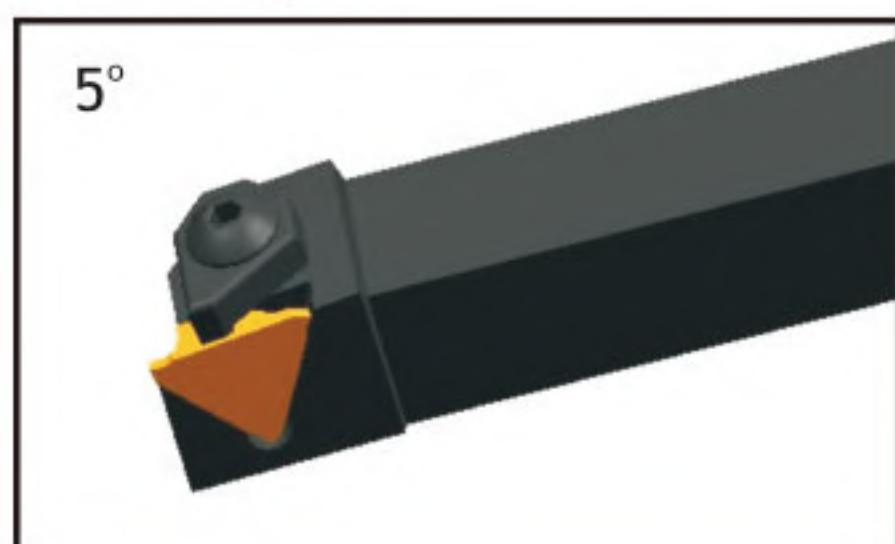






## SGTR/L



Codes		Dimension(mm)								Insert	Clamp screw	Wrench
		Stock 库存		h	b	L <sub>1</sub>	L <sub>2</sub>	H <sub>1</sub>	f			
		R	L									
SGTR/L	1212H16C			12	12	100	20	12	16	GLR/L3□□□□	M3.5 × 8	T15
	1616H16C			15	16	100	20	16	20			
	2020K16C			20	20	125	20	20	25			
	2525M16C			25	25	150	20	25	32			
	2020K22C			20	20	125	30	20	25	GLR/L4□□□	M4 × 10	T15
	2525M22C			25	25	150	30	25	32			

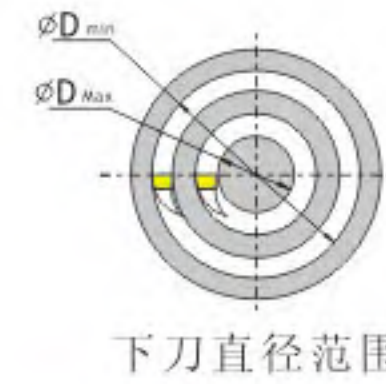
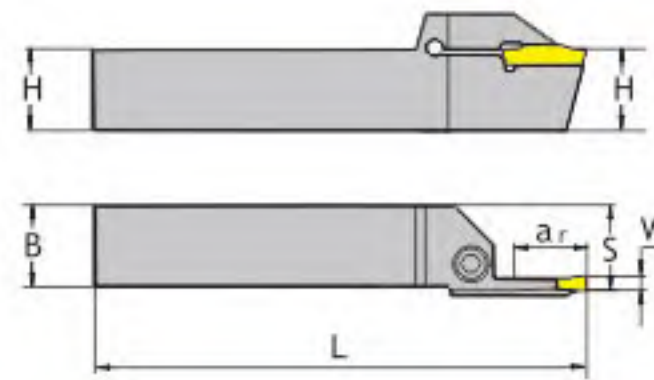

## KGBR/L






Codes		Dimension(mm)							Insert	Clamp Screw	Clamp	Wrench	
		Stock 库存		a	b	L	h	s	e				
		R	L										
KGBR/L	2020K22-15			20	20	125	20	25	24	GB43R/050~300	DM 0625	CGBR/L	S4
	2525M22-15			25	25	150	25	30	25				
	2020K22-25			20	20	125	20	25	25.5	GB43R/250~330	DM 0625	CGBR/L	S4
	2525M22-25			25	25	250	25	30	25.5				
	2020K22-35			20	20	125	20	25	25.5	GB43R/350~480	DM 0625	CGBR/L	S4
	2525M22-35			25	25	150	25	30	25.5				



## 端面切槽、车削刀具 Surface Grooving and Turning Tools

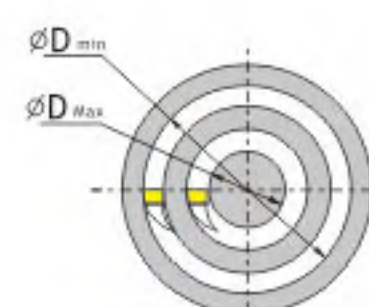
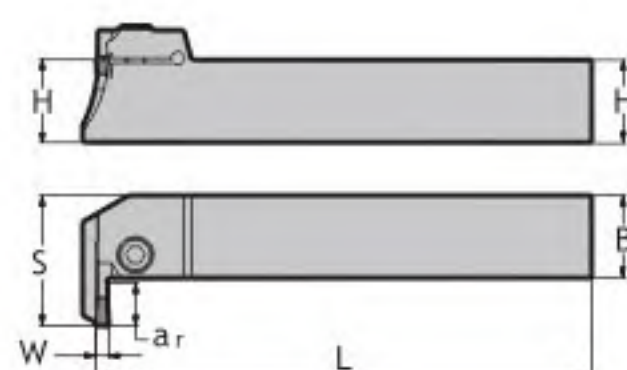


Codes	Dimension(mm)						Insert	Screw	Wrench
	HxB	L	S	W	a <sub>r</sub>	∅D )max-Min(			
QFFD2525R/L10-48H	25x25	150	26	3	10	48-66	ZTFD0303-MG	M6 × 20	S5
QFFD2525R/L17-48H	25x25	150	26	3	17	48-66	ZTFD0303-MG		
QFFD2525R/L10-60H	25x25	150	26	3	10	60-80	ZTFD0303-MG		
QFFD2525R/L17-60H	25x25	150	26	3	17	60-80	ZTFD0303-MG		
QFFD2525R/L10-74H	25x25	150	26	3	10	74-110	ZTFD0303-MG		
QFFD2525R/L17-74H	25x25	150	26	3	17	74-110	ZTFD0303-MG		
QFFD2525R/L10-100H	25x25	150	26	3	10	100-150	ZTFD0303-MG		
QFFD2525R/L17-100H	25x25	150	26	3	17	100-150	ZTFD0303-MG		
QFGD2525R/L13-52H	25x25	150	26	4	13	52-72	ZTGD0404-MG		
QFGD2525R/L22-52H	25x25	150	26	4	22	52-72	ZTGD0404-MG		
QFGD2525R/L13-64H	25x25	150	26	4	13	64-100	ZTGD0404-MG		
QFGD2525R/L22-64H	25x25	150	26	4	22	64-100	ZTGD0404-MG		
QFGD2525R/L13-90H	25x25	150	26	4	13	90-140	ZTGD0404-MG		
QFGD2525R/L22-90H	25x25	150	26	4	22	90-140	ZTGD0404-MG		
QFGD2525R/L13-130H	25x25	150	26	4	13	130-230	ZTGD0404-MG		
QFGD2525R/L22-130H	25x25	150	26	4	22	130-230	ZTGD0404-MG		
QFHD2525R/L13-58H	25x25	150	26	5	13	58-96	ZTHD0504-MG		
QFHD2525R/L22-58H	25x25	150	26	5	22	58-96	ZTHD0504-MG		
QFHD2525R/L13-86H	25x25	150	26	5	13	86-140	ZTHD0504-MG		
QFHD2525R/L22-86H	25x25	150	26	5	22	86-140	ZTHD0504-MG		
QFHD2525R/L13-130H	25x25	150	26	5	13	130-200	ZTHD0504-MG		
QFHD2525R/L22-130H	25x25	150	26	5	22	130-200	ZTHD0504-MG		
QFHD2525R/L13-185H	25x25	150	26	5	13	185-400	ZTHD0504-MG		
QFHD2525R/L22-185H	25x25	150	26	5	22	185-400	ZTHD0504-MG		
QFHD2525R/L30-185H	25x25	150	26	5	30	185-400	ZTHS0504-MG		
QFKD2525R/L13-60H	25x25	150	26	6	13	60-100	ZTKD0608-MG		
QFKD2525R/L22-60H	25x25	150	26	6	22	60-100	ZTKD0608-MG		
QFKD2525R/L13-88H	25x25	150	26	6	13	88-180	ZTKD0608-MG		
QFKD2525R/L22-88H	25x25	150	26	6	22	88-180	ZTKD0608-MG		
QFKD2525R/L13-130H	25x25	150	26	6	13	160-400	ZTKD0608-MG		
QFKD2525R/L22-130H	25x25	150	26	6	22	160-400	ZTKD0608-MG		
QFKD2525R/L30-130H	25x25	150	26	6	30	160-400	ZTKS0608-MG		



## 端面切槽、车削刀具

## Surface Grooving and Turning Tools

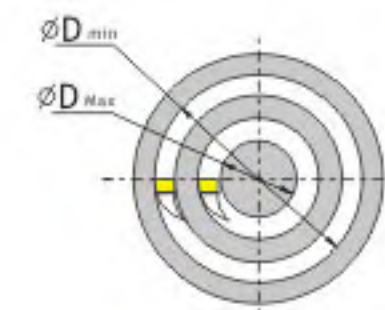
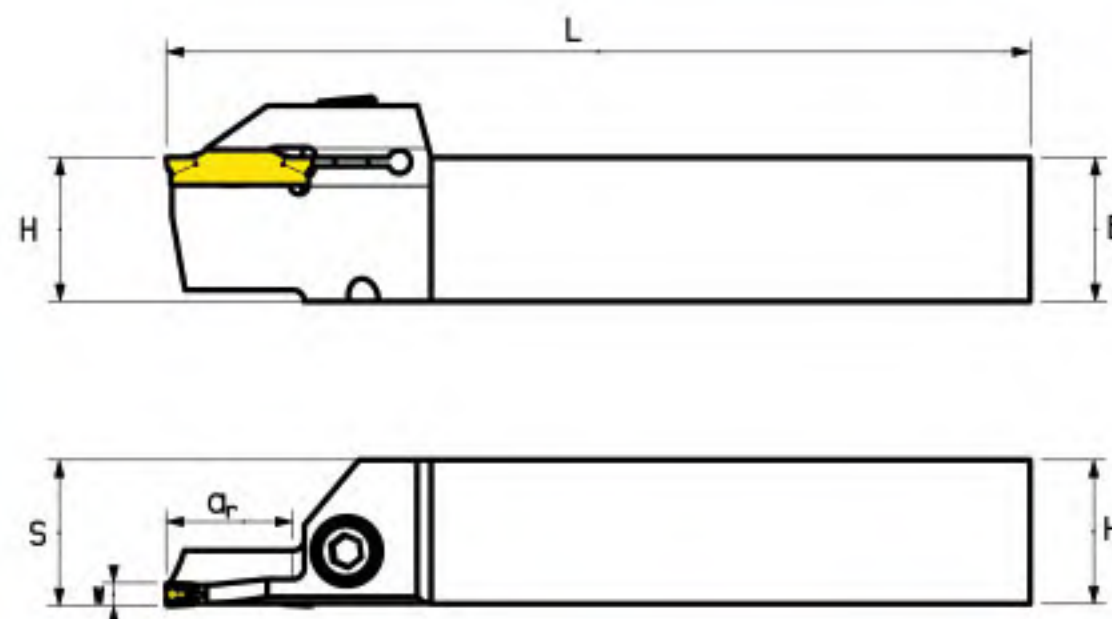


下刀直径范围




Codes	Dimension(mm)						Insert	Screw	Wrench
	HxB	L	S	W	a <sub>r</sub>	$\phi D_{max-Min}$			
QFFD2525R/L10-48L	25x25	150	36.5	3	10	48-66	ZTFD0303-MG	M6 × 20	S5
QFFD2525R/L17-48L	25x25	150	43.5	3	17	48-66	ZTFD0303-MG		
QFFD2525R/L10-60L	25x25	150	36.5	3	10	60-80	ZTFD0303-MG		
QFFD2525R/L17-60L	25x25	150	43.5	3	17	60-80	ZTFD0303-MG		
QFFD2525R/L10-74L	25x25	150	36.5	3	10	74-110	ZTFD0303-MG		
QFFD2525R/L17-74L	25x25	150	43.5	3	17	74-110	ZTFD0303-MG		
QFFD2525R/L10-100L	25x25	150	36.5	3	10	100-150	ZTFD0303-MG		
QFFD2525R/L17-100L	25x25	150	43.5	3	17	100-150	ZTFD0303-MG		
QFGD2525R/L13-52L	25x25	150	39.5	4	13	52-72	ZTGD0404-MG		
QFGD2525R/L22-52L	25x25	150	48.5	4	22	52-72	ZTGD0404-MG		
QFGD2525R/L13-64L	25x25	150	39.5	4	13	64-100	ZTGD0404-MG		
QFGD2525R/L22-64L	25x25	150	48.5	4	22	64-100	ZTGD0404-MG		
QFGD2525R/L13-90L	25x25	150	39.5	4	13	90-140	ZTGD0404-MG		
QFGD2525R/L22-90L	25x25	150	48.5	4	22	90-140	ZTGD0404-MG		
QFGD2525R/L13-130L	25x25	150	39.5	4	13	130-230	ZTGD0404-MG		
QFGD2525R/L22-130L	25x25	150	48.5	4	22	130-230	ZTGD0404-MG		
QFHD2525R/L13-58L	25x25	150	39.5	5	13	58-96	ZTHD0504-MG		
QFHD2525R/L22-58L	25x25	150	48.5	5	22	58-96	ZTHD0504-MG		
QFHD2525R/L13-86L	25x25	150	39.5	5	13	86-140	ZTHD0504-MG		
QFHD2525R/L22-86L	25x25	150	48.5	5	22	86-140	ZTHD0504-MG		
QFHD2525R/L13-130L	25x25	150	39.5	5	13	130-200	ZTHD0504-MG		
QFHD2525R/L22-130L	25x25	150	48.5	5	22	130-200	ZTHD0504-MG		
QFHD2525R/L13-185L	25x25	150	39.5	5	13	185-400	ZTHD0504-MG		
QFHD2525R/L22-185L	25x25	150	48.5	5	22	185-400	ZTHD0504-MG		
QFHS2525R/L30-185L	25x25	150	56.5	5	30	185-400	ZTHS0504-MG		
QFKD2525R/L13-60L	25x25	150	39.5	6	13	60-100	ZTKD0608-MG		
QFKD2525R/L22-60L	25x25	150	48.5	6	22	60-100	ZTKD0608-MG		
QFKD2525R/L13-88L	25x25	150	39.5	6	13	88-180	ZTKD0608-MG		
QFKD2525R/L22-88L	25x25	150	48.5	6	22	88-180	ZTKD0608-MG		
QFKD2525R/L13-160L	25x25	150	39.5	6	13	160-400	ZTKD0608-MG		
QFKD2525R/L22-160L	25x25	150	48.5	6	22	160-400	ZTKD0608-MG		
QFKD2525R/L30-160L	25x25	150	56.5	6	30	160-400	ZTKS0608-MG		



## QF□D-RR

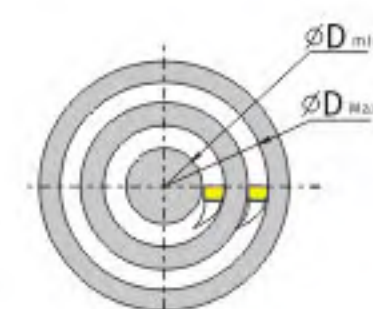
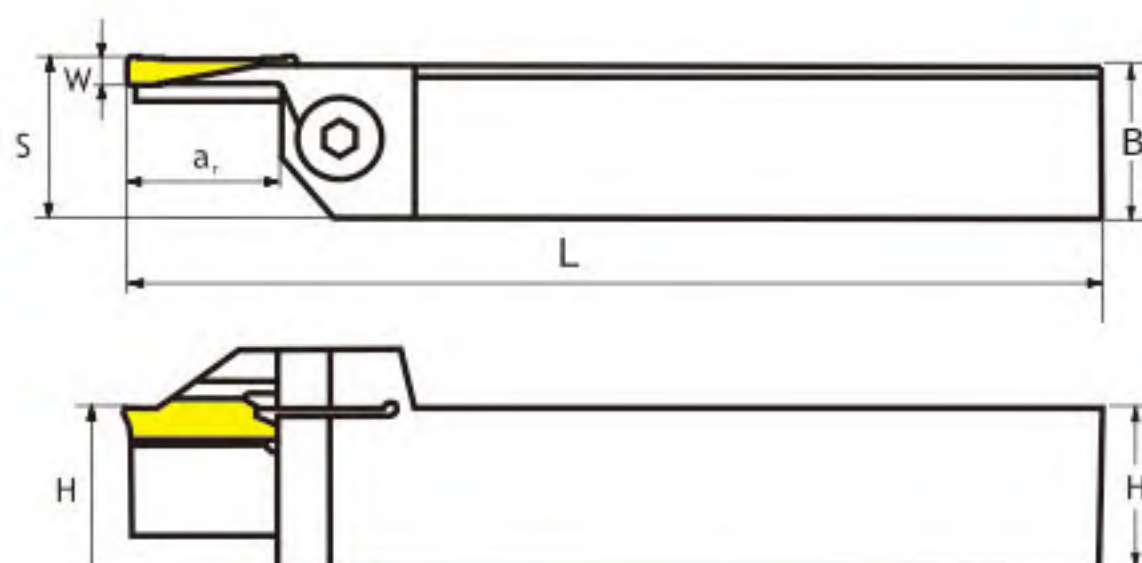


下刀直径范围




Codes	Dimension(mm)						Insert	Screw	Wrench
	HxB	L	S	W	a <sub>r</sub>	∅D )max-Min(			
QFFD2525RR10-48H	25x25	150	26	3	10	48-66	ZTFD0303-MG	M6 × 20	S5
QFFD2525RR17-48H	25x25	150	26	3	17	48-66	ZTFD0303-MG		
QFFD2525RR10-60H	25x25	150	26	3	10	60-80	ZTFD0303-MG		
QFFD2525RR17-60H	25x25	150	26	3	17	60-80	ZTFD0303-MG		
QFFD2525RR10-74H	25x25	150	26	3	10	74-110	ZTFD0303-MG		
QFFD2525RR17-74H	25x25	150	26	3	17	74-110	ZTFD0303-MG		
QFFD2525RR10-100H	25x25	150	26	3	10	100-150	ZTFD0303-MG		
QFFD2525RR17-100H	25x25	150	26	3	17	100-150	ZTFD0303-MG		
QFGD2525RR13-52H	25x25	150	26	4	13	52-72	ZTGD0404-MG		
QFGD2525RR22-52H	25x25	150	26	4	22	52-72	ZTGD0404-MG		
QFGD2525RR13-64H	25x25	150	26	4	13	64-100	ZTGD0404-MG		
QFGD2525RR22-64H	25x25	150	26	4	22	64-100	ZTGD0404-MG		
QFGD2525RR13-90H	25x25	150	26	4	13	90-140	ZTGD0404-MG		
QFGD2525RR22-90H	25x25	150	26	4	22	90-140	ZTGD0404-MG		
QFGD2525RR13-130H	25x25	150	26	4	13	130-230	ZTGD0404-MG		
QFGD2525RR22-130H	25x25	150	26	4	22	130-230	ZTGD0404-MG		
QFHD2525RR13-58H	25x25	150	26	5	13	58-96	ZTHD0504-MG		
QFHD2525RR22-58H	25x25	150	26	5	22	58-96	ZTHD0504-MG		
QFHD2525RR13-86H	25x25	150	26	5	13	86-140	ZTHD0504-MG		
QFHD2525RR22-86H	25x25	150	26	5	22	86-140	ZTHD0504-MG		
QFHD2525RR13-130H	25x25	150	26	5	13	130-200	ZTHD0504-MG		
QFHD2525RR22-130H	25x25	150	26	5	22	130-200	ZTHD0504-MG		
QFHD2525RR13-185H	25x25	150	26	5	13	185-400	ZTHD0504-MG		
QFHD2525RR22-185H	25x25	150	26	5	22	185-400	ZTHD0504-MG		
QFHS2525RR30-185H	25x25	150	26	5	30	185-400	ZTHS0504-MG		
QFKD2525RR13-60H	25x25	150	26	6	13	60-100	ZTKD0608-MG		
QFKD2525RR22-60H	25x25	150	26	6	22	60-100	ZTKD0608-MG		
QFKD2525RR13-88H	25x25	150	26	6	13	88-180	ZTKD0608-MG		
QFKD2525RR22-88H	25x25	150	26	6	22	88-180	ZTKD0608-MG		
QFKD2525RR13-160H	25x25	150	26	6	13	160-400	ZTKD0608-MG		
QFKD2525RR22-160H	25x25	150	26	6	22	160-400	ZTKD0608-MG		
QFKD2525RR30-160H	25x25	150	26	6	30	160-400	ZTKS0608-MG		



## QF□D-LL

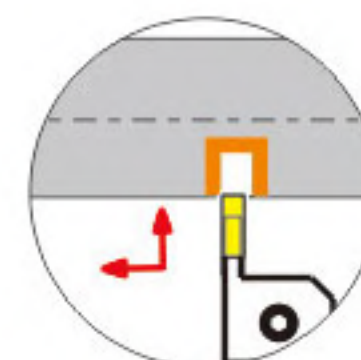
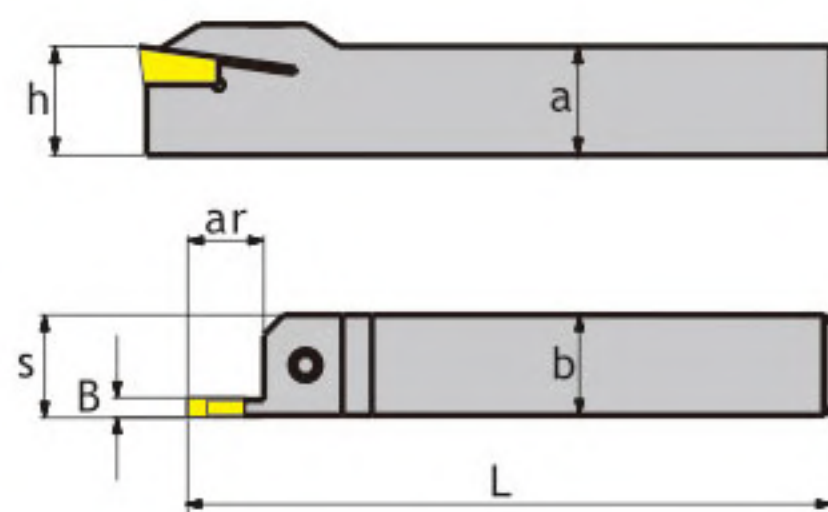



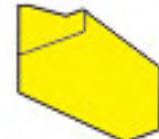


下刀直径范围

Codes	Dimension(mm)						Insert	Screw	Wrench
	HxB	L	S	W	$a_r$	$\phi D$ )max-Min(			
QFFD2525LL10-48H	25x25	150	26	3	10	48-66	ZTFD0303-MG	M6 × 20	S5
QFFD2525LL17-48H	25x25	150	26	3	17	48-66	ZTFD0303-MG		
QFFD2525LL10-60H	25x25	150	26	3	10	60-80	ZTFD0303-MG		
QFFD2525LL17-60H	25x25	150	26	3	17	60-80	ZTFD0303-MG		
QFFD2525LL10-74H	25x25	150	26	3	10	74-110	ZTFD0303-MG		
QFFD2525LL17-74H	25x25	150	26	3	17	74-110	ZTFD0303-MG		
QFFD2525LL10-100H	25x25	150	26	3	10	100-150	ZTFD0303-MG		
QFFD2525LL17-100H	25x25	150	26	3	17	100-150	ZTFD0303-MG		
QFGD2525LL13-52H	25x25	150	26	4	13	52-72	ZTGD0404-MG		
QFGD2525LL22-52H	25x25	150	26	4	22	52-72	ZTGD0404-MG		
QFGD2525LL13-64H	25x25	150	26	4	13	64-100	ZTGD0404-MG		
QFGD2525LL22-64H	25x25	150	26	4	22	64-100	ZTGD0404-MG		
QFGD2525LL13-90H	25x25	150	26	4	13	90-140	ZTGD0404-MG		
QFGD2525LL22-90H	25x25	150	26	4	22	90-140	ZTGD0404-MG		
QFGD2525LL13-130H	25x25	150	26	4	13	130-230	ZTGD0404-MG		
QFGD2525LL22-130H	25x25	150	26	4	22	130-230	ZTGD0404-MG		
QFHD2525LL13-58H	25x25	150	26	5	13	58-96	ZTHD0504-MG		
QFHD2525LL22-58H	25x25	150	26	5	22	58-96	ZTHD0504-MG		
QFHD2525LL13-86H	25x25	150	26	5	13	86-140	ZTHD0504-MG		
QFHD2525LL22-86H	25x25	150	26	5	22	86-140	ZTHD0504-MG		
QFHD2525LL13-130H	25x25	150	26	5	13	130-200	ZTHD0504-MG		
QFHD2525LL22-130H	25x25	150	26	5	22	130-200	ZTHD0504-MG		
QFHD2525LL13-185H	25x25	150	26	5	13	185-400	ZTHD0504-MG		
QFHD2525LL22-185H	25x25	150	26	5	22	185-400	ZTHD0504-MG		
QFHS2525LL30-185H	25x25	150	26	5	30	185-400	ZTHS0504-MG		
QFKD2525LL13-60H	25x25	150	26	6	13	60-100	ZTKD0608-MG		
QFKD2525LL22-60H	25x25	150	26	6	22	60-100	ZTKD0608-MG		
QFKD2525LL13-88H	25x25	150	26	6	13	88-180	ZTKD0608-MG		
QFKD2525LL22-88H	25x25	150	26	6	22	88-180	ZTKD0608-MG		
QFKD2525LL13-160H	25x25	150	26	6	13	160-400	ZTKD0608-MG		
QFKD2525LL22-160H	25x25	150	26	6	22	160-400	ZTKD0608-MG		
QFKD2525LL30-160H	25x25	150	26	6	30	160-400	ZTKS0608-MG		



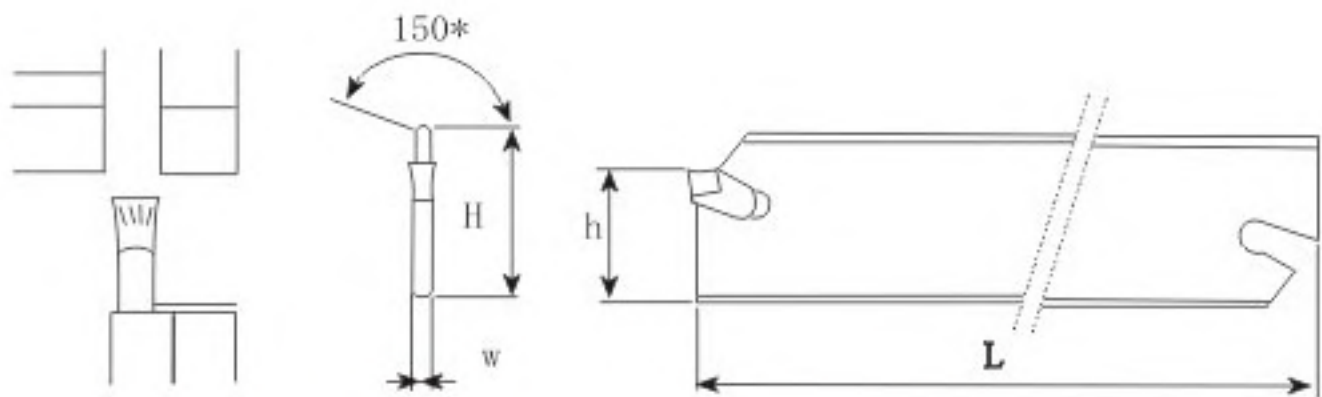
## ZQ



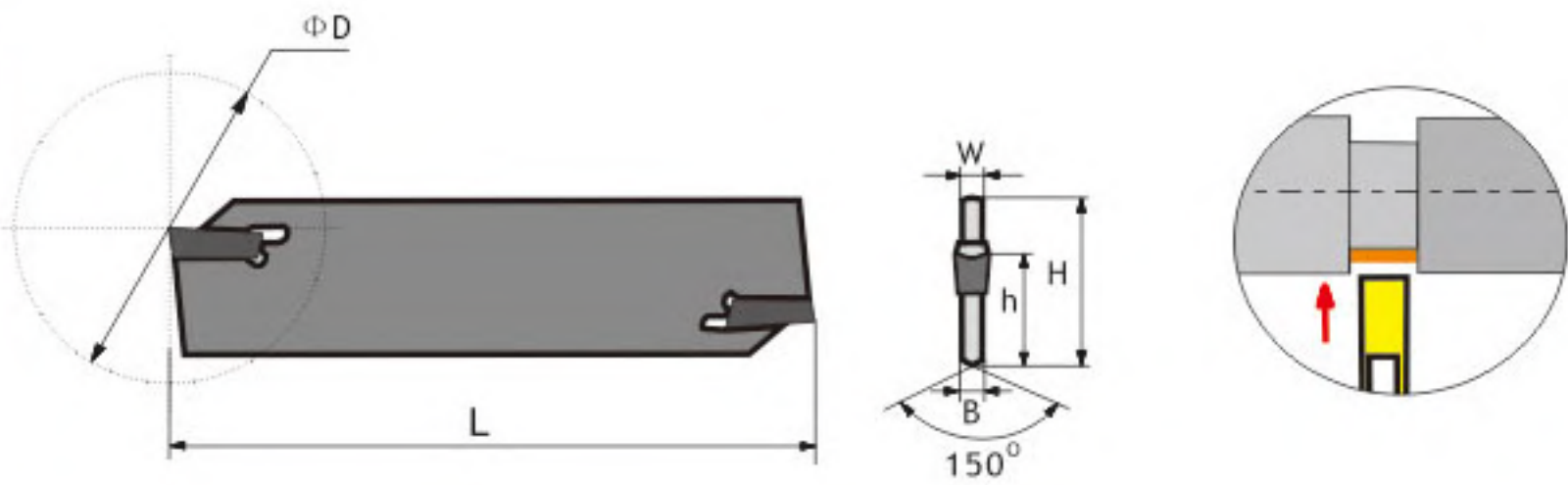

Codes		Dimension(mm)							Insert	Screw	Wrench
		Stock	h	b	L	S	B	a <sub>max</sub>			
ZQ	1616R03		16	16	100	16.4	3	16	ZQMX3N11-IE	M5x17	S4
	1616R04		16	16	100	16.4	4	18	ZQMX4N11-IE		
	2020R03		20	20	125	20.4	3	20	ZQMX3N11-IE	M6x20	S5
	2020R04		20	20	125	20.4	4	20	ZQMX4N11-IE		
	2525R03		25	25	150	25.4	3	20	ZQMX3N11-IE		
	2525R04		25	25	150	25.4	4	20	ZQMX4N11-IE		
	2525R05		25	25	150	25.4	5	25	ZQMX5N11-IE	M6x22	S5
	2525R06		25	25	150	25.7	6	32	ZQMX6N11-IE		
	3225R03		32	25	170	25.4	3	25	ZQMX3N11-IE		
	3225R04		32	25	170	25.4	4	25	ZQMX4N11-IE		
	3225R05		32	25	170	25.4	5	25	ZQMX5N11-IE		
	3225R06		32	25	170	25.7	6	32	ZQMX6N11-IE		
ZQ	1616L03		16	16	100	16.4	3	16	ZQMX3N11-IE	M5x17	S4
	1616L04		16	16	100	16.4	4	16	ZQMX4N11-IE		
	2020L03		20	20	125	20.4	3	20	ZQMX3N11-IE	M6x20	S5
	2020L04		20	20	125	20.4	4	20	ZQMX4N11-IE		
	2525L03		25	25	150	25.4	3	20	ZQMX3N11-IE		
	2525L04		25	25	150	25.4	4	20	ZQMX4N11-IE		
	2525L05		25	25	150	25.4	5	25	ZQMX5N11-IE	M6x22	S5
	2525L06		25	25	150	25.7	6	32	ZQMX6N11-IE		
	3225L03		32	25	170	25.4	3	25	ZQMX3N11-IE		
	3225L04		32	25	170	25.4	4	25	ZQMX4N11-IE		
	3225L05		32	25	170	25.4	5	25	ZQMX5N11-IE		
	3225L06		32	25	170	25.7	6	32	ZQMX6N11-IE		





外圆切断的刀板 External Parting Blade



		For Parting-off				Inserts
Codes	Stock	H	W	L	h	
SPB	326-S	26	2.4	110	21.6	ZQMX3N11-1E
	426-S	26	3.2	110	21.6	ZQMX4N11-1E
	526-S	26	4.0	110	21.6	ZQMX5N11-1E
	626-S	26	5.2	110	21.6	ZQMX6N11-1E
	332-S	32	2.4	150	25	ZQMX3N11-1E
	432-S	32	3.2	150	25	ZQMX4N11-1E
	532-S	32	4.0	150	25	ZQMX5N11-1E
	632-S	32	5.2	150	25	ZQMX6N11-1E

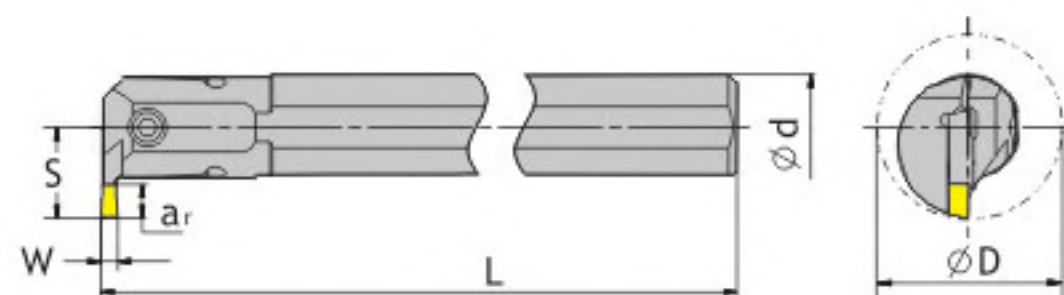





Codes	Dimension(mm)							Insert	Wrench	
	Stock 库存		L	H	h	B	W	Φ D <sub>max</sub>		
	R	L								
QEES26N			110	26	19	2	2.5	60	ZPES02502-MG	QS5
QEFS26N			110	26	19	2.4	3	60	ZPFS0302-MG	QS5
QEGS26N			110	26	19	3.2	4	70	ZPGS0402-MG	QS5
QEHS26N			110	26	19	4	5	70	ZPHS0503-MG	QS5
QEKS26N			110	26	19	5	6	70	ZPKS0604-MG	QS5
QEES32N			150	32	24.6	2	2.5	100	ZPES0202-MG	QS5
QEFS32N			150	32	24.6	2.4	3	100	ZPFS0302-MG	QS5
QEGS32N			150	32	24.6	3.2	4	120	ZPGS0402-MG	QS5
QEHS32N			150	32	24.6	4	5	120	ZPHS0503-MG	QS5
QEKS32N			150	32	24.6	5	6	120	ZPKS0604-MG	QS5



## 内圆切槽及车削刀具

## Internal Grooving and Turning Tools

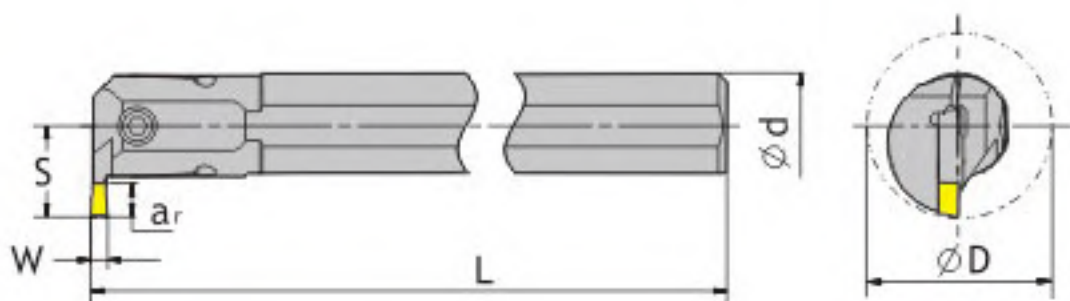


Codes	Dimension(mm)						Insert	Screw	Wrench
	Ød	L	S	W	最大切深 a <sub>r</sub> max	ØD (最小加工直径)			
C20Q-QEDR/L 05-27	20	180	15.2	2.5	5	27	ZTED*****	M4 × 14	S3
C25R-QEDR/L 07-33	25	200	20.3	2.5	7	33		M5 × 17	S4
C32S-QEDR/L 09-42	32	250	25.3	2.5	9	42	ZRED*****	M4 × 14	S3
C20Q-QFDR/L 05-27	20	180	15.2	3	5	27	ZTFD*****		
C25R-QFDR/L 07-33	25	200	20.3	3	7	33	ZRFD*****	M5 × 17	S4
C32S-QFDR/L 09-42	32	250	25.3	3	9	42		M5 × 17	S4
C25R-QGDR/L 08-35	25	200	21.5	4	8	35	ZTGD*****		
C32S-QGDR/L 11-44	32	250	27.5	4	11	44	ZRGD*****	M6 × 20	S5
C40T-QGDR/L 13-54	40	300	33.5	4	13	54		M5 × 17	S4
C25R-QHDR/L 08-35	25	200	21.5	5	8	35	ZTHD*****		
C32S-QHDR/L 11-44	32	250	27.5	5	11	44	ZRHD*****	M6 × 20	S5
C40T-QHDR/L 13-54	40	300	33.5	5	13	54		M5 × 17	S4
C25R-QKDR/L 08-35	25	200	21.5	6	8	35	ZTKD*****		
C32S-QKDR/L 11-44	32	250	27.5	6	11	44	ZRKD*****	M6 × 20	S5
C40T-QKDR/L 13-54	40	300	33.5	6	13	54			
C50T-QKDR/L13-64	50	300	38.1	6	14	64			



内圆切槽及车削刀具

Internal Grooving and Turning Tools

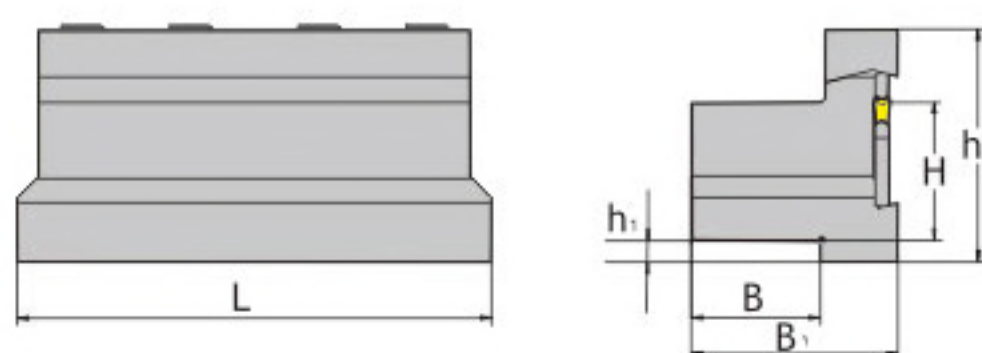





Codes		Dimension(mm)					Insert	Screw	Wrench
		∅d	L	S	W	最大切深 a <sub>r</sub> max			
MG1VR/L	2016-1.5	16	180	11.3	1.5	3	MGMN150-M	M4 × 14	S3
	2520-1.5	20	180	13.1	1.5	4	MGMN150-M	M5 × 17	S4
	2925-1.5	25	200	16.2	1.5	4	MGMN150-M	M5 × 17	S4
	2016-2	16	125	12.4	2	3	MGMN200-M	M4 × 14	S3
	2520-2	20	125	14	2	5	MGMN200-M	M5 × 17	S4
	2925-2	25	200	17.2	2	5	MGMN200-M	M5 × 17	S4
	2016-2.5	16	125	12.5	2.5	6	MGMN250-M	M4 × 14	S3
	2520-2.5	20	180	15.1	2.5	6	MGMN250-M	M5 × 17	S4
	2925-2.5	25	200	18.2	2.5	6	MGMN250-M	M5 × 17	S4
	2520-3	20	180	15.6	3	6	MGMN300-M	M5 × 17	S4
	3125-3	25	200	18.9	3	5	MGMN300-M	M5 × 17	S4
	3732-3	32	250	21.5	3	6	MGMN300-M	M5 × 20	S4
	2520-4	20	180	15.6	4	6	MGMN400-M	M5 × 17	S4
	3125-4	25	200	18.9	4	6	MGMN400-M	M5 × 17	S4
	3732-4	32	250	21.5	4	6	MGMN400-M	M5 × 20	S4
	3125-5	25	200	19.1	5	8	MGMN500-M	M6 × 20	S5
	3732-5	32	250	21.5	5	8	MGMN500-M		
	3125-6	25	200	19.4	6	8	MGMN600-M		
	3732-6	32	250	21.5	6	8	MGMN600-M		
	3732-8	32	250	23.2	8	10	MGMN800-M		
	4540-8	40	300	27.2	8	10	MGMN800-M		
	3125-6A	25	200	19.4	6	8	MGMN600-M		
	3732-6A	32	250	21.5	6	8	MGMN600-M		
	3732-8A	32	250	23.4	8	10	MGMN800-M		
	4540-8A	40	300	27.2	8	10	MGMN800-M		



# 用于外圆切断刀板的刀座

## Parting Blade Holders



Codes	Dimension(mm)						Clamp	Screw	Wrench
	L	H	h1	h2	B	B1			
PHS2026	86	20	10	46.6	19	38	PHS26	M6 × 20	S5
PHS2526	86	25	5	46.6	23	42	PHS26		
PHS3226	86	32	3	51.6	30	48	PHS26		
PHS2032	110	20	13	50	19	38	PHS32		
PHS2532	110	25	8	50	23	42	PHS32		
PHS3232	110	32	5	54	30	48	PHS32		